



KPMG Hungária Kft.
Váci út 31.
H-1134 Budapest
Hungary

Tel.: +36 (1) 887 71 00
Fax: +36 (1) 887 71 01
E-mail: info@kpmg.hu
Internet: kpmg.hu

Independent Auditors' Report

To the shareholder of Hungarian Export-Import Bank Private Limited Company

Opinion

We have audited the individual financial statements of Hungarian Export-Import Bank Private Limited Company ("the Bank"), which comprise the individual statement of financial position as at 31 December 2017, the individual statements of profit or loss and other comprehensive income, changes in equity and cash flows for the year then ended, and notes, comprising a summary of significant accounting policies and other explanatory information.

In our opinion, the accompanying individual financial statements give a true and fair view of the individual financial position of the Bank as at 31 December 2017, and of its individual financial performance and its individual cash flows for the year then ended in accordance with International Financial Reporting Standards as adopted by the EU.


Basis for Opinion

We conducted our audit in accordance with International Standards on Auditing. Our responsibilities under those standards are further described in the Auditors' Responsibilities for the Audit of the Individual Financial Statements section of our report. We are independent of the Bank in accordance with International Ethics Standards Board for Accountants Code of Ethics for Professional Accountants (hereinafter referred to as the "IESBA Code"), and we have fulfilled our other ethical responsibilities in accordance with the IESBA Code. We believe that the audit evidence we have obtained is sufficient and appropriate to provide a basis for our opinion.

Key Audit Matters

Key audit matters are those matters that, in our professional judgment, were of most significance in our audit of the individual financial statements of the current period. These matters were addressed in the context of our audit of the individual financial statements as a whole, and in forming our opinion thereon, and we do not provide a separate opinion on these matters.







Valuation of loans and advances to customers (HUF 241,323 million) Refer to

Note (6) to the individual financial statement.

| The key audit matter | <i>How the matter was addressed in our audit</i> |
|--|--|
| <p>The impairment on loans are considered to be a key audit matter owing to the significance of loans and advances to customers, and the high degree of complexity and judgment applied by management in determining impairment.</p> <p>Net loans and advances to customers, amounting to HUF 243,190 million represents 26.2% of the total assets of the Bank. The gross impairment amounts to HUF 16,175 million. Without having appropriate impairment assessment the carrying value of the loans might be overstated.</p> <p>Net loans and advances contain individually significant loans, including several project finance loans being in the early phase. The individual impairments on these loans are based on management's judgment in estimating the performance of the project and the present value of expected future cash flows which are inherently uncertain. This is challenging from an audit perspective especially in relation to the project finance loans being in early phases as the valuation of the loans contains significant estimation uncertainty.</p> | <p>Our audit procedures included:</p> <ul style="list-style-type: none">• Testing the key controls over impairment calculations, customer ratings, annual management reviews, and management approvals on monthly impairment changes.• Reviewing and assessing the historical accuracy of estimation of impairment losses made by management by comparing prior period estimates to actual credit losses.• Performing specific loan review for a sample of individually significant customer loans. Our sampling methodology ensures that the conclusion based on this sample can be projected to the whole population. Our loan review – among others - included examination of financial performance, project status, business plans completions, inspection of the latest correspondence with the borrower, provision estimates prepared by credit risk officers and consideration of the resolution period estimated for the impaired loans. We challenged assumptions based on our professional judgment and industry knowledge. We assessed collateral values with reference to valuations performed by approved appraisers engaged by the Bank. We also reperformed calculation of impairment loss relating to the specific loans |

Determining the level of influence of the Bank over certain venture capital funds (HUF 17,398 million)

Refer to Note (9) to the individual financial statement.





| The key audit matter | <i>How the matter was addressed in our audit</i> |
|--|--|
| <p>The determination of the level of influence of the Bank over certain venture capital funds is considered to be a key audit matter owing to the significance of the effect of the method used to account for different investments to the financial statements (i.e. consolidation vs. equity method), and the high degree of complexity and judgment applied by management in determining the level of influence.</p> <p>Investments in venture capital funds accounted for using the equity method amounts to HUF 17,398 million out of which the amount of Investments in venture capital funds accounted for using the equity method where the determination of the level of influence of the Bank over the funds was regarded to be a key audit matter is HUF 14,731 million. The method applied for accounting of these venture capital funds is based on management's judgment of the level of influence of the Bank over the funds considering all facts and circumstances. This is challenging from audit point of view as:</p> <ul style="list-style-type: none">• the Bank's share in the total net assets of these funds is 100%, however, these funds are managed by a fund manager unrelated to the Bank; and• the structure of these venture capital funds is complex with both the Bank and the fund manager having rights to participate in decisions over the relevant activities of the funds and the funds are in the early phases with no long histories of how the different parties to the fund actually participate in decisions over the relevant activities of the funds in practice. | <p>Our audit procedures included:</p> <ul style="list-style-type: none">• Evaluating the key controls over the consolidation process, including controls over the determination made by management of whether the Bank controls, jointly controls or has significant influence in another entity.• Reviewing management's analysis of the key terms and conditions of the arrangements of the venture capital funds and its assessment of the level of influence of the Bank over the funds.• Reviewing the arrangements of the venture capital funds and making inquiries of management on its interpretation of certain provisions of the arrangements to understand the design and purpose of the funds, and determine of the relevant activities of the funds and how decisions over the relevant activities of the funds are taken. |





Responsibilities of Management and Those Charged with Governance for the Individual Financial Statements

Management is responsible for the preparation and fair presentation of the individual financial statements in accordance with International Financial Reporting Standards, as adopted by the EU, and for such internal control as management determines is necessary to enable the preparation of individual financial statements that are free from material misstatement, whether due to fraud or error.

In preparing the individual financial statements, management is responsible for assessing the Bank's ability to continue as a going concern, disclosing, as applicable, matters related to going concern and using the going concern basis of accounting unless management either intends to liquidate the Bank or to cease operations, or has no realistic alternative but to do so.

Those charged with governance are responsible for overseeing the Bank's financial reporting process.


Auditors' Responsibilities for the Audit of the Individual Financial Statements

Our objectives are to obtain reasonable assurance about whether the individual financial statements as a whole are free from material misstatement, whether due to fraud or error, and to issue an auditors' report that includes our opinion. Reasonable assurance is a high level of assurance, but is not a guarantee that an audit conducted in accordance with International Standards on Auditing will always detect a material misstatement when it exists. Misstatements can arise from fraud or error and are considered material if, individually or in the aggregate, they could reasonably be expected to influence the economic decisions of users taken on the basis of these individual financial statements.

As part of an audit in accordance with International Standards on Auditing, we exercise professional judgment and maintain professional skepticism throughout the audit. We also:

- Identify and assess the risks of material misstatement of the individual financial statements, whether due to fraud or error, design and perform audit procedures responsive to those risks, and obtain audit evidence that is sufficient and appropriate to provide a basis for our opinion. The risk of not detecting a material misstatement resulting from fraud is higher than for one resulting from error, as fraud may involve collusion, forgery, intentional omissions, misrepresentations, or the override of internal control.
- Obtain an understanding of internal control relevant to the audit in order to design audit procedures that are appropriate in the circumstances, but not for the purpose of expressing an opinion on the effectiveness of the Bank's internal control.
- Evaluate the appropriateness of accounting policies used and the reasonableness of accounting estimates and related disclosures made by management.
- Conclude on the appropriateness of management's use of the going concern basis of accounting and, based on the audit evidence obtained, whether a material uncertainty exists related to events or conditions that may cast significant doubt on the Bank's ability to continue as a going concern. If we conclude that a material uncertainty exists, we are required to draw attention in our auditors' report to the related disclosures in the individual financial statements or, if such disclosures are inadequate, to modify our opinion. Our conclusions are based on the audit evidence obtained up to the date of our auditors' report. However, future events or conditions may cause the Bank to cease to continue as a going concern.







- Evaluate the overall presentation, structure and content of the individual financial statements, including the disclosures, and whether the individual financial statements represent the underlying transactions and events in a manner that achieves fair presentation.

We communicate with those charged with governance regarding, among other matters, the planned scope and timing of the audit and significant audit findings, including any significant deficiencies in internal control that we identify during our audit.

We also provide those charged with governance with a statement that we have complied with relevant ethical requirements regarding independence, and communicate with them all relationships and other matters that may reasonably be thought to bear on our independence, and where applicable, related safeguards.

From the matters communicated with those charged with governance, we determine those matters that were of most significance in the audit of the individual financial statements of the current period and are therefore the key audit matters. We describe these matters in our auditors' report unless law or regulation precludes public disclosure about the matter or when, in extremely rare circumstances, we determine that a matter should not be communicated in our report because the adverse consequences of doing so would reasonably be expected to outweigh the public interest benefits of such communication.

The engagement partner on the audit resulting in this independent auditors' report is the signatory of this report.

Budapest, 28 June 2018

KPMG Hungária Kft.

István Henye
Partner



**HUNGARIAN EXPORT-IMPORT BANK
PRIVATE LIMITED COMPANY**

**INDIVIDUAL FINANCIAL STATEMENTS
WITH INDEPENDENT AUDITORS' REPORT**

**PREPARED IN ACCORDANCE WITH
INTERNATIONAL FINANCIAL REPORTING
STANDARDS AS ADOPTED BY THE EUROPEAN UNION**

**FOR THE YEAR ENDED
31 DECEMBER 2017**

CONTENTS

| | <u>Page</u> |
|--|-------------|
| Independent Auditors' Report | 1 |
| Individual Financial Statements: | |
| Statement of Financial Position as at 31 December 2017 | 3 |
| Statement of Comprehensive Income for the year ended 31 December 2017 | 4 |
| Statement of Changes in Shareholder's Equity for the year ended 31 December 2017 | 5 |
| Statement of Cash Flows for the year ended 31 December 2017 | 7 |
| Notes to the Individual Financial Statements | 9-96 |

HUNGARIAN EXPORT-IMPORT BANK PLC.
STATEMENT OF FINANCIAL POSITION
AS AT 31 DECEMBER 2017
(All amounts in HUF million unless otherwise stated)

| | Note | 31.12.2017 | 31.12.2016 |
|---|------|----------------|----------------|
| Cash and cash equivalents | 4 | 3,558 | 707 |
| Available-for-sale financial assets, net of impairment losses | 5 | 56,534 | 53,470 |
| Loans and advances to customers, net of impairment losses | 6 | 241,323 | 243,190 |
| Loans and advances to other banks and insurance companies, net of impairment losses | 7 | 588,186 | 573,974 |
| Financial assets at fair value through profit or loss | 8 | 11,646 | 36,416 |
| Investments accounted for using the equity method | 9 | 17,398 | 15,479 |
| Intangibles, property and equipment, net | 10 | 2,752 | 1,796 |
| Current tax assets | 11 | 666 | 835 |
| Deferred tax assets | 19 | 116 | - |
| Other assets, net | 11 | 3,344 | 2,779 |
| Total Assets | | 925,523 | 928,646 |
| Loans and deposits from other banks and insurance companies | 13 | 336,064 | 312,252 |
| Deposits from customers | 14 | 9,874 | 28,619 |
| Debt securities issued | 15 | 428,129 | 437,886 |
| Provision for guarantees and contingencies | 12 | 857 | 728 |
| Current tax liabilities | 16 | 175 | 169 |
| Deferred tax liabilities | 19 | - | 160 |
| Other liabilities | 16 | 4,675 | 4,245 |
| Total Liabilities | | 779,774 | 784,059 |
| Share capital | 17 | 133,700 | 133,700 |
| Reserves | 17 | 12,049 | 10,887 |
| Total Shareholder's Equity | | 145,749 | 144,587 |
| Total Liabilities and Equity | | 925,523 | 928,646 |

28 June 2018

Authorised for issue by


 Gergely Jákli
 Chief Executive Officer

The accompanying notes to the individual financial statements on pages 9-96 form an integral part of these individual financial statements.

HUNGARIAN EXPORT-IMPORT BANK PLC.
STATEMENT OF COMPREHENSIVE INCOME
FOR THE YEAR ENDED 31 DECEMBER 2017
(All amounts in HUF million unless otherwise stated)

| | Note | 31.12.2017 | 31.12.2016 |
|--|------|---------------|----------------|
| Interest income | 20 | 35,558 | 36,231 |
| Interest expense | 20 | (22,425) | (22,994) |
| Net interest income | | 13,133 | 13,237 |
| Fee and commission income | 21 | 628 | 7,210 |
| Fee and commission expense | 21 | (1,349) | (6,842) |
| Net income from fees and commissions | | (721) | 368 |
| Provisions and impairment (losses)/reversal | 12 | (4,841) | (6,451) |
| Gains and (losses) from trading and investment activities, net | 22 | 1,465 | 1,262 |
| Operating expenses, net | 23 | (8,019) | (8,254) |
| Share of profit/(loss) of joint ventures and associates | 9 | (105) | (560) |
| Profit/(loss) before income tax | | 912 | (398) |
| Income taxes | 19 | (620) | (709) |
| Profit/(loss) for the period | | 292 | (1,107) |
| Other comprehensive income | | | |
| Net gain/(loss) on available-for-sale securities, net of tax | 24 | 1,125 | 1,311 |
| Share of other comprehensive income of joint ventures and associates, net of tax | 24 | (257) | 202 |
| Other comprehensive income for the period, net of income tax | | 868 | 1,513 |
| Total comprehensive income/ (loss) for the period | | 1,160 | 406 |

28 June 2018

Authorised for issue by


 Gergely Jákli
 Chief Executive Officer

The accompanying notes to the individual financial statements on pages 9-96 form an integral part of these individual financial statements.

HUNGARIAN EXPORT-IMPORT BANK PLC.

STATEMENT OF CHANGES IN SHAREHOLDER'S EQUITY
FOR THE YEAR ENDED 31 DECEMBER 2017


(All amounts in HUF million unless otherwise stated)

| | Share Capital | Share Premium | Retained Earnings | Statutory reserves | Fair value reserve | Reserves* | Total |
|---|------------------|------------------|----------------------|-----------------------|-----------------------|-----------|---------|
| Balance as at 1 January 2017 | 133,700 | 400 | (1,416) | 9,614 | 2,289 | 10,887 | 144,587 |
| <i>Total comprehensive income for the period</i> | | | 292 | | | 292 | 292 |
| Profit or loss for the period | | | 292 | | | 292 | 292 |
| <i>Other comprehensive income</i> | | | | | | | |
| Net change in fair value of available-for-sale financial assets, net of tax | | | | | 1,126 | 1,126 | 1,126 |
| Net change in fair value of investment in joint ventures and associates, net of tax | | | | | (256) | (256) | (256) |
| <i>Total comprehensive income for the period</i> | | | 292 | | 870 | 1,162 | 1,162 |
| <i>Other transactions, recorded directly in equity</i> | | | | | | | |
| Increase of share capital | | | | | | | |
| Reclassification of retained earnings to general reserve (Note 3.11) | | | (1,133) | 1,133 | | | |
| <i>Total other transactions</i> | | | (1,133) | 1,133 | | | |
| Balance as at 31 December 2017 | 133,700 | 400 | (2,257) | 10,747 | 3,159 | 12,049 | 145,749 |

28 June 2018

Authorised for issue by

*Reserves contain share premium, retained earnings, statutory reserves and fair value reserve.



Gergely Jáklí
Chief Executive Officer

The accompanying notes to the individual financial statements on pages 9-96 form an integral part of these individual financial statements.

HUNGARIAN EXPORT-IMPORT BANK PLC.

**STATEMENT OF CHANGES IN SHAREHOLDER'S EQUITY
FOR THE YEAR ENDED 31 DECEMBER 2017**


(All amounts in HUF million unless otherwise stated)

| | Share Capital | Share Premium | Retained Earnings | Statutory reserves | Fair value reserve | Reserves* | Total |
|---|------------------|------------------|----------------------|-----------------------|-----------------------|-----------|---------|
| Balance as at 1 January 2016 | 89,000 | 400 | 2,587 | 6,718 | 776 | 10,481 | 99,481 |
| Total comprehensive income for the period | | | (1,107) | | | (1,107) | (1,107) |
| Profit or loss for the period | | | | | | | |
| Other comprehensive income | | | | | | | |
| Net change in fair value of available-for-sale financial assets, net of tax | | | | | 1,311 | 1,311 | 1,311 |
| Net change in fair value of investment in joint ventures and associates, net of tax | | | | | 202 | 202 | 202 |
| Total comprehensive income for the period | | | (1,107) | | 1,513 | 406 | 406 |
| Other transactions, recorded directly in equity | | | | | | | |
| Increase of share capital | 44,700 | | | | | | 44,700 |
| Reclassification of retained earnings to general reserve (Note 3.11) | | | (2,896) | 2,896 | | | |
| Total other transactions | 44,700 | | (2,896) | 2,896 | | | 44,700 |
| Balance as at 31 December 2016 | 133,700 | 400 | (1,416) | 9,614 | 2,289 | 10,887 | 144,587 |

28 June 2018

Authorised for issue by

*Reserves contain share premium, retained earnings, statutory reserves and fair value reserve.



Gergely Jáklí
Chief Executive Officer

The accompanying notes to the individual financial statements on pages 9-96 form an integral part of these individual financial statements.

HUNGARIAN EXPORT-IMPORT BANK PLC.

STATEMENT OF CASH FLOWS
FOR THE YEAR ENDED 31 DECEMBER 2017
(All amounts in HUF million unless otherwise stated)

| | <u>31.12.2017</u> | <u>31.12.2016</u> |
|--|------------------------|------------------------|
| OPERATING ACTIVITIES | | |
| Profit/(loss) for the period | 293 | 1,107 |
| <i>Adjustments to reconcile net income to net cash provided by operating activities:</i> | | |
| Depreciation and amortisation | 24 524 | 425 |
| Impairment losses on assets | 12 4,693 | 5,981 |
| (Profit)/loss from revaluation to fair value | 23,503 | (5,377) |
| Share of the profit and loss of joint ventures and associates accounted for using the equity method | 9 105 | 560 |
| Foreign exchange (gains) and losses relating to non-operating cash-flows | 15 (34,167) | 6,384 |
| Other non-cash items | 3,948 | 4,748 |
| Net interest income | 20 (13,132) | (13,237) |
| Tax expense | 19 620 | 709 |
| <i>Changes in operating assets and liabilities:</i> | | |
| Net (increase)/decrease in loans and advances to other banks and insurance companies, before impairment losses | (19,985) | (35,841) |
| Net (increase)/decrease in loans and advances to customers, before impairment losses | 4,824 | (55,492) |
| Net (increase)/decrease in other assets | (316) | (1,280) |
| Net increase/(decrease) in loans and deposits from other banks and insurance companies | 23,947 | 7,981 |
| Net increase/(decrease) in deposits from customers | (18,741) | 13,107 |
| Net increase/(decrease) other liabilities and provision | 566 | 1,440 |
| Interest received | 35,072 | 36,316 |
| Interest paid | (22,720) | (22,481) |
| Income taxes paid | (974) | (1,219) |
| Net cash provided by/(used in) operating activities | <u>(11,940)</u> | <u>(58,383)</u> |
| INVESTING ACTIVITIES | | |
| Net (purchase of)/proceeds from available-for-sale financial assets | 5 (3,176) | (18,737) |
| Net (purchase of)/proceeds from investing in joint ventures and associates | 9 (2,313) | (14,401) |
| Acquisition of intangible assets and property and equipment | 10 (1,525) | (1,186) |
| Disposal of intangible assets and property and equipment | 10 28 | 85 |
| Net cash used in investing activities | <u>(6,986)</u> | <u>(34,239)</u> |

The accompanying notes to the individual financial statements on pages 9-93 form an integral part of these individual financial statements.


HUNGARIAN EXPORT-IMPORT BANK PLC.

STATEMENT OF CASH FLOWS FOR THE YEAR ENDED 31 DECEMBER 2017 (All amounts in HUF million unless otherwise stated)

| | | <u>31.12.2017</u> | <u>31.12.2016</u> |
|---|----------|-------------------|-------------------|
| FINANCING ACTIVITIES: | | | |
| Proceeds from issue of share capital | 17 | - | 44,700 |
| Proceeds from issuance of debt securities | 15 | 45,179 | 23,311 |
| Repayment of debt securities | | (23,389) | - |
| Net cash provided by financing activities | | <u>21,790</u> | <u>68,011</u> |
| Net increase/(decrease) in cash and cash equivalents | | | |
| | | <u>2,864</u> | <u>(24,611)</u> |
| Net foreign exchange difference | | (13) | (2) |
| Cash and cash equivalents at the beginning of the year | 4 | 707 | 25,320 |
| Cash and cash equivalents at the end of the year | 4 | <u>3,558</u> | <u>707</u> |

28 June 2018

Authorised for issue by


Gergely Jákli
Chief Executive Officer

HUNGARIAN EXPORT-IMPORT BANK PLC.

NOTES TO THE INDIVIDUAL FINANCIAL STATEMENTS FOR THE YEAR ENDED 31 DECEMBER 2017

(All amounts in HUF million unless otherwise stated)

NOTE 1. GENERAL INFORMATION

Hungarian Export-Import Bank Private Limited Company (“Eximbank”, the “Bank”) was established on 26 May 1994 as the legal successor of the Export Guarantee Corporation. The legal status and the activities of the Bank are regulated by Act XLII of 1994 on the Hungarian Export-Import Bank Ltd. and the Hungarian Export Credit Insurance Ltd. (“Act on Eximbank”). Eximbank’s primary business goal is to promote Hungarian exports by granting loans and guarantees.

The Bank is a limited liability company incorporated and domiciled in Hungary. The Bank’s registered office is at Nagymező St. 46-48., H-1065 Budapest, Hungary.

On 12 April 2012, the Hungarian Government announced that the Hungarian State acquired the shares of Eximbank owned by the Hungarian Development Bank Ltd. and all the shareholders’ rights were to be exercised by the Minister for National Economy. This was followed by a new announcement of the Hungarian Government in June 2014 when control of all shareholders’ rights was taken over by the Minister of Foreign Affairs and Trade. The relating modification of the Act on Eximbank is effective from 6 June 2014.

Eximbank is a specialised credit institution, wholly owned by the Hungarian State.

Under the Act on Eximbank, Eximbank is charged with the public policy task of providing financing for the export of Hungarian goods and services, as well as financing Hungarian investments abroad and export related investments in Hungary, thereby enabling companies operating in Hungary – primarily small or medium-sized enterprises but also large corporations – to maximise their export opportunities, while contributing to the maintenance and creation of jobs in Hungary, and as well as promoting the development of the national economy by way of improving the competitiveness of Hungarian exports in foreign markets.

In support of its mandate, Eximbank may lend directly to the exporters of Hungarian products and services, just as to their suppliers or their foreign purchasers, moreover, as it is more prevalent, indirectly through refinancing facilities to domestic commercial banks (and, to a lesser extent, foreign commercial banks) providing financing to Hungarian export related transactions. Eximbank offers the majority of its loans in accordance with OECD rules in the form of medium- to long-term credits at favourable fixed interest rates. These rates are based on the Commercial Interest Reference Rate (“CIRR”), which is the OECD minimum interest rate for officially-supported export financing, being effective on the date of the loan contract coming into force.

In accordance with the rules and conditions of the Government Decree 85/1998 (V.6.) on the interest compensation system and of the Government Decree 232/2003 (XII.16.) on the tied-aid credits the Bank receives interest compensation from the Hungarian State for special financing facilities.

In addition, under the Act on Eximbank, Eximbank may also establish or join as investor to venture capital and/or private equity funds.

HUNGARIAN EXPORT-IMPORT BANK PLC.

NOTES TO THE INDIVIDUAL FINANCIAL STATEMENTS FOR THE YEAR ENDED 31 DECEMBER 2017 (All amounts in HUF million unless otherwise stated)

NOTE 1. GENERAL INFORMATION (CONTINUED)

As an export credit agency in the traditional sense, Eximbank provides products and services which represent either alternative or supplementary financial tools, the purpose of which is to fill the gaps in trade finance created by the lack of capacity or willingness from commercial banks' side to provide loans at rates attractive to Hungarian exporters, and to provide Hungarian exporters with a more level playing field in terms of access to financing compared to exporters from other countries. The majority of Eximbank's direct customers are small or medium-sized enterprises that tend to export to geographic markets where financing provided by Eximbank has the potential to deliver significant competitive advantages to exporters. Most of Eximbank's loans are provided indirectly through commercial banks. While Eximbank does not seek to compete directly with commercial banks, it does provide direct lending to customers upon customer request, or where commercial banks are unable or unwilling to lend to customers directly. In addition, Eximbank provides buyer's credit to support foreign purchasers of Hungarian exports and plays the role of lender in tied-aid agreements concluded between the Hungarian government and governments of tied-aid eligible countries.

The functions of the state export credit agency in Hungary are divided between Eximbank and the Hungarian Export Credit Insurance Plc. ("MEHIB."). While Eximbank is engaged in the provision of export and export-related financing – directly through lending or indirectly through venture capital and/or private equity funds - and export-related guarantees, MEHIB provides export credit insurance to exporters or their banks, including Eximbank's borrowers as well.

NOTE 2. BASIS OF PREPARATION

2.1 Statement of compliance

These individual financial statements have been prepared in accordance with International Financial Reporting Standards ('IFRSs') as adopted by the EU.

IFRSs comprise accounting standards issued by the IASB and its predecessor body and interpretations issued by the International Financial Reporting Interpretations Committee ('IFRIC') and its predecessor body.

These individual financial statements for the year ended 31 December 2017 include the accounts of Eximbank. The Bank has a joint venture and two associates, which are accounted for using the equity method in accordance with *IAS 28 Investments in Associates and Joint Ventures*.

No consolidated accounts are presented by Eximbank, given that Eximbank has no subsidiaries.

These individual financial statements were authorised for issue by the Chief Executive Officer on 28 June 2018 and are not intended to be used for statutory filing purposes.

Pursuant to Article 105 (3) of the 159/2017 Act (law amending certain laws and certain other laws related to the entry into force of the Act on the General Administrative Order), Eximbank is required to mandatory adopt EU IFRSs in its separate statutory financial statements only for annual periods beginning on or after 1st of January 2019.

HUNGARIAN EXPORT-IMPORT BANK PLC.

NOTES TO THE INDIVIDUAL FINANCIAL STATEMENTS FOR THE YEAR ENDED 31 DECEMBER 2017 (All amounts in HUF million unless otherwise stated)

NOTE 2. BASIS OF PREPARATION (CONTINUED)

2.2 Basis of measurement

The individual financial statements have been prepared on the historical cost basis except for the following:

- Derivative financial instruments are measured at fair value,
- Financial instruments at fair value through profit or loss are measured at fair value,
- Available-for-sale financial assets are measured at fair value,
- Other financial instruments are measured at amortised cost,
- Investment accounted for using the equity method.

The preparation of financial statements requires management to make certain judgements, estimates and assumptions that affect the reported amounts of assets, liabilities, income and expenses and disclosure of contingent assets and liabilities. Actual results may differ from these estimates.

Estimates and underlying assumptions are reviewed on an ongoing basis. Revisions to accounting estimates are recognised in the period in which the estimate is revised and in any future periods affected.

In particular, information about significant areas of estimation uncertainty and critical judgements in applying accounting policies that have the most significant effect on the amount recognised in the financial statements are described in Note 31.

2.3 Functional and presentation currency

These individual financial statements are presented in Hungarian Forints ('HUF'), which is the Bank's functional currency. Except as indicated, financial information presented in Hungarian Forints has been rounded to the nearest million (MHUF).

NOTE 3. SUMMARY OF SIGNIFICANT ACCOUNTING POLICIES

Accounting policies are the specific principles, bases, conventions, rules and practices adopted by the Bank in preparing and presenting financial statements. The accounting policies set out below have been applied consistently to all periods presented in these individual financial statements.

The Bank presents its statements of financial position broadly in order of liquidity. An analysis regarding recovery or settlement within twelve months after the statement of financial position date and more than twelve months after statement of financial position date is presented in Note 25.

HUNGARIAN EXPORT-IMPORT BANK PLC.

***NOTES TO THE INDIVIDUAL FINANCIAL STATEMENTS
FOR THE YEAR ENDED 31 DECEMBER 2017
(All amounts in HUF million unless otherwise stated)***

**NOTE 3. SUMMARY OF SIGNIFICANT ACCOUNTING POLICIES
(CONTINUED)**

3.1 Financial instruments

Any contract that gives rise to a financial asset, a financial liability or equity is classified as a financial instrument.

The Bank classifies non-derivative financial assets into the following categories: financial assets at fair value through profit or loss, held-to-maturity financial assets, loans and receivables and available-for-sale financial assets.

The Bank classifies non-derivative financial liabilities into the following categories: financial liabilities at fair value through profit or loss and other financial liabilities category.

All financial instruments are initially recognised at their fair values in the Bank's statement of financial position. Initial fair values represent given or received considerations and are adjusted by transaction cost except for financial instruments at fair value through profit or loss, for which transaction costs are charged to profit or loss.

The Bank initially recognizes loans and advances, deposits, debt securities issued on the date settlement date. The Bank initially recognizes available for sale financial assets on settlement date. All other financial assets and financial liabilities are initially recognized on the trade date when the entity becomes a party to the contractual provisions of the instrument.

Subsequent to initial recognition, financial instruments are measured by specific valuation principles disclosed at each relevant category of financial assets and financial liabilities below.

The Bank derecognizes a financial asset when the contractual rights to the cash flows from the asset expire, or it transfers the rights to receive the contractual cash flows in a transaction in which substantially all of the risks and rewards of ownership of the financial asset are transferred, or it neither transfers nor retains substantially all of the risks and rewards of ownership and does not retain control over the transferred asset. Any interest in such derecognized financial assets that is created or retained by the Bank is recognized as a separate asset or liability.

The Bank derecognizes a financial liability when its contractual obligations are discharged or cancelled, or expire.

Financial assets and financial liabilities are offset and the net amount presented in the statement of financial position when, and only when, the Bank currently has a legally enforceable right to offset the amounts and intends either to settle them on a net basis or to realize the asset.

HUNGARIAN EXPORT-IMPORT BANK PLC.

NOTES TO THE INDIVIDUAL FINANCIAL STATEMENTS FOR THE YEAR ENDED 31 DECEMBER 2017 (All amounts in HUF million unless otherwise stated)

NOTE 3. SUMMARY OF SIGNIFICANT ACCOUNTING POLICIES (CONTINUED)

3.2 Determination of fair values

A number of the Bank's accounting policies and disclosures require the determination of fair value for financial assets and liabilities. Fair values have been determined for measurement and / or disclosure purposes based on the following methods.

Fair value is the price that would be received to sell an asset or paid to transfer a liability in an orderly transaction between market participants at the measurement date in the principal or, in its absence, the most advantageous market to which the Bank has access at that date. The fair value of a liability reflects its non-performance risk.

All financial instruments are recognised initially at fair value. In the normal course of business, the fair value of a financial instrument at initial recognition is the transaction price (that is, the fair value of the consideration given or received).

Subsequent to initial recognition, the fair value of financial instruments that are quoted in active markets are measured at fair value based on bid prices for assets held and ask prices for liabilities issued. When independent prices are not available, fair value is determined by using valuation techniques which refer to observable market data. These include comparison with similar instruments where market observable prices exist, discounted cash flow analysis, and other valuation techniques commonly used by market participants.

For financial instruments, fair value may be determined in whole or in part using valuation techniques based on assumptions that are not supported by prices from current market transactions or observable market data. Determination of fair values is more detailed in Note 33.

3.3 Cash and cash equivalents

Cash and cash equivalents include notes and coins on hand, unrestricted balances held with central banks and highly liquid financial assets with original maturity of less than three months, which are subject to insignificant risk of changes in their fair value, and are used by the Bank in the management of its short-term commitments.

These items are carried at amortised cost in the statement of financial position.

HUNGARIAN EXPORT-IMPORT BANK PLC.

NOTES TO THE INDIVIDUAL FINANCIAL STATEMENTS FOR THE YEAR ENDED 31 DECEMBER 2017 (All amounts in HUF million unless otherwise stated)

NOTE 3. SUMMARY OF SIGNIFICANT ACCOUNTING POLICIES (CONTINUED)

3.4 Financial assets and liabilities at fair value through profit or loss

Trading debt and equity instruments are generally held for the short term in anticipation of market gains and resale, and are measured initially at their fair values, with transaction costs taken to profit or loss. Subsequently, their fair values are remeasured and all gains and losses on these instruments are recognised in profit or loss under 'Gains and losses from trading and investment activities'.

Debt and equity instruments held for trading are reported as financial assets at fair value through profit or loss. Interest earned on debt securities is reported as interest income, and dividends earned on equity instruments are taken to 'Gains and losses from trading and investment activities' when declared. Interest payable on such securities is reported as interest expense.

The Bank uses foreign currency exchange contracts for economic hedging purposes, however, hedge accounting according to IAS 39 is not applied. These contracts include cross currency interest rate swaps. All derivative financial instruments are carried at fair value. All gains and losses on these instruments are recognised in 'Gains and losses from trading and investment activities' in profit or loss.

3.5 Available-for-sale debt and equity instruments

Investments (not at fair value through profit or loss) in debt securities are classified either as available-for-sale or held-to-maturity. Investments in securities are classified as available-for-sale when, in management's judgement, they may be sold in response to or in anticipation of changes in market conditions, unless they are considered to be part of trading-related activities. These securities are initially measured at their fair values plus direct and incremental transaction costs. Subsequently, their fair values are remeasured and changes therein are recognised in other comprehensive income and presented within equity in 'Fair value reserve' until the securities are sold or impaired. When these securities are sold, cumulative gains and losses previously recognised in other comprehensive income are taken to profit or loss as 'Gains and losses from trading and investment activities'. Interest income on debt securities, including amortisation of premiums and accretion of discounts, are reported as interest income. Interest income is recognised using the effective interest rate method.

Smaller part of equity investments (not at fair value through profit or loss) represents shares held in certain entities in order to benefit in terms of banking relationships. The majority of the equity investments represent interest in investment funds. These equity investments are classified as available-for-sale. Equity investments for which no fair values are available are stated at cost. Dividend income on securities is taken to 'Gains and losses from trading and investment activities' when declared. Realised gains and losses generated from sales of securities are reported in 'Gains and losses from trading and investment activities' on a net basis.

HUNGARIAN EXPORT-IMPORT BANK PLC.

NOTES TO THE INDIVIDUAL FINANCIAL STATEMENTS FOR THE YEAR ENDED 31 DECEMBER 2017 (All amounts in HUF million unless otherwise stated)

NOTE 3. SUMMARY OF SIGNIFICANT ACCOUNTING POLICIES (CONTINUED)

3.6 Held-to-maturity debt instruments

Debt securities that the Bank has the positive intent and ability to hold to maturity are classified as held-to-maturity and carried at amortised cost on the statement of financial position. Premiums are amortised and discounts are accumulated against net profit using the effective interest rate method. On the basis of the management decision the held-to-maturity category is currently not applied.

3.7 Loans and advances to banks, insurance companies and customers

Loans and advances to banks, insurance companies and customers are classified as Loans and receivables. Loans are reported at the principal amount outstanding, net of impairment and unearned income. Interest income is recognised using the effective interest rate method for all loans other than impaired loans.

3.8 Loans and deposits from other banks and insurance companies, deposits from customers, issued debt securities

Loans and deposits from other banks and insurance companies, deposits from customers and issued debt securities are the Bank's source of debt funding.

Loans and deposits from other banks and insurance companies, deposits from customers and issued debt securities are initially measured at fair value less incremental direct transaction costs, and subsequently measured at their amortised cost using the effective interest rate method.

An analysis of the Bank issued debt is disclosed in Note 15.

3.9 Financial guarantees

In the ordinary course of business, the Bank gives guarantees, consisting of letters of credit and credit related guarantees. Financial guarantees are initially recognised in the financial statements in 'Other liabilities' at fair value, which is the premium received. Subsequent to initial recognition, the Bank's liability under each guarantee is measured at the higher of the amortised premium and the best estimate of expenditure required to settle any financial obligation arising as a result of the guarantee.

Any increase in the liability relating to financial guarantees is taken to the income statement. The premium received is recognised in the profit or loss in 'Net income from fees and commissions' on a straight-line basis over the life of the guarantee.

HUNGARIAN EXPORT-IMPORT BANK PLC.

*NOTES TO THE INDIVIDUAL FINANCIAL STATEMENTS
FOR THE YEAR ENDED 31 DECEMBER 2017
(All amounts in HUF million unless otherwise stated)*

**NOTE 3. SUMMARY OF SIGNIFICANT ACCOUNTING POLICIES
(CONTINUED)**

3.10 Impairment of financial assets

3.10.1 Impairment of loans and advances to banks, insurance companies and customers

At each balance sheet date the Bank assesses whether there is objective evidence that loans and advances are impaired. Loans and advances are impaired when objective evidence demonstrates that a loss event has occurred after the initial recognition of the asset, and that the loss event has an impact on the future cash flows on the asset that can be estimated reliably.

Objective evidence that loans and advances are impaired can include significant financial difficulty of the borrower; default or delinquency by a borrower; restructuring of a loan or advance by the Bank on terms that the Bank would not otherwise consider; indications that a borrower or issuer will enter bankruptcy.

The Bank considers evidence of impairment for loans and advances at both a specific asset and a collective level. All individually significant loans and advances are assessed for specific impairment. Those found not to be specifically impaired are then collectively assessed for any impairment that has been incurred but not yet identified. Loans and advances that are not individually significant are collectively assessed for impairment by grouping together loans and advances with similar risk characteristics.

In assessing collective impairment, the Bank uses statistical modelling of historical trends of the probability of default, the timing of recoveries and the amount of loss incurred, and makes an adjustment if current economic and credit conditions are such that the actual losses are likely to be greater or lesser than is suggested by historical trends. Default rates, loss rates and the expected timing of future recoveries are regularly benchmarked against actual outcomes to ensure that they remain appropriate.

Impairment losses are calculated as the difference between the carrying amount and the present value of estimated future cash flows discounted by the financial asset's original effective interest rate. Impairment losses are recognised in profit or loss and reflected in an allowance account against loans and receivables.

Reversals of impairment

If in a subsequent period the amount of impairment loss decreases and the decrease can be linked objectively to an event occurring after the write-down, loan impairments are reversed through profit or loss.

Write-off of loans and advances

Bad loans are not written off against the related provisions until the conclusion of the liquidation process or until considered to be legally uncollectible as set out under statutory regulations. Subsequent recoveries are credited to profit or loss if previously written off.

HUNGARIAN EXPORT-IMPORT BANK PLC.

**NOTES TO THE INDIVIDUAL FINANCIAL STATEMENTS
FOR THE YEAR ENDED 31 DECEMBER 2017
(All amounts in HUF million unless otherwise stated)**

**NOTE 3. SUMMARY OF SIGNIFICANT ACCOUNTING POLICIES
(CONTINUED)**

3.10.1 Impairment of loans and advances to banks, insurance companies and customers (continued)

Renegotiated loans

Where possible, the Bank seeks to restructure loans rather than to take possession of collateral. This may involve extending the payment arrangements and the agreement of new loan conditions. Once the terms have been renegotiated, any impairment is measured using the original EIR (effective interest rate) as calculated before the modification of terms and the loan is no longer considered past due. Management continually reviews renegotiated loans to ensure that all criteria are met and that future payments are likely to occur and also reviews whether derecognition criterias are met. The loans continue to be subject to an individual impairment assessment, calculated using the loan's original EIR.

3.10.2 Impairment of available-for-sale financial assets

Investments in available-for-sale securities are considered to be impaired if their carrying amount is greater than the estimated recoverable amount assessed at each balance sheet date on the basis of objective evidence such as significant financial difficulty of the issuer, actual breaches of contracts, high probability of bankruptcy or other financial reorganization of the issuer. Impairment losses on available-for-sale securities are recognised by transferring the cumulative loss that has been recognised in other comprehensive income, and presented in the fair value reserve in equity, to profit or loss. The cumulative loss that is removed from other comprehensive income and recognised in profit or loss is the difference between the acquisition cost, net of any principal repayment and amortisation, and the current fair value, less any impairment loss previously recognised in profit or loss.

If, in a subsequent period, the fair value of an impaired available-for-sale debt security increases and the increase can be related objectively to an event occurring after the impairment loss was recognised in profit or loss, then the impairment loss is reversed, with the amount of the reversal recognised in profit or loss. However, any subsequent recovery in the fair value of an impaired available-for-sale equity instrument is recognised in other comprehensive income.

3.11 General reserve

The provisions of the Act CCXXXVII of 2013 on Credit Institutions and Financial Enterprises ("Hungarian Banking Act") prescribes that the Bank has to set a general reserve in the amount of 10 % of the current year profit after tax figure, which will be eliminated to cover the future losses. It is treated as appropriation from retained earnings.

HUNGARIAN EXPORT-IMPORT BANK PLC.

NOTES TO THE INDIVIDUAL FINANCIAL STATEMENTS FOR THE YEAR ENDED 31 DECEMBER 2017 (All amounts in HUF million unless otherwise stated)

NOTE 3. SUMMARY OF SIGNIFICANT ACCOUNTING POLICIES (CONTINUED)

3.12 Foreign currency translation

The Bank's functional currency is the Hungarian Forint. Income and expenditure arising in foreign currencies are translated at rates of exchange ruling at the transaction dates. Monetary assets and liabilities denominated in foreign currencies are translated at rates quoted by the National Bank of Hungary ("NBH") ruling at the end of the year. Resulting exchange differences are recognised in profit or loss.

Non-monetary assets and liabilities denominated in foreign currencies that are measured at fair value are retranslated to the functional currency at the exchange rate at the date that the fair value was determined. Non-monetary items in a foreign currency that are measured in terms of historical cost are translated using the exchange rate at the date of the transaction. Foreign currency differences arising on retranslation are recognised in profit or loss, except for differences arising on the retranslation of available-for-sale equity investments.

3.13 Intangibles, property and equipment

Intangibles, property and equipment are measured cost, less accumulated amortisation depreciation and any accumulated impairment losses.

Cost includes expenditures that are directly attributable to the acquisition of the asset. In case of property and equipment cost of maintenance and repairs are recognised in profit or loss as incurred. Major improvements and the cost of replacing a part of an item of property and equipment are recognised in the carrying amount of the item if it is probable that the future economic benefits embodied within the part will flow to the Bank and its cost can be measured reliably. The carrying amount of the replaced part is derecognised.

Depreciation and amortisation are computed on a straight-line basis over the estimated useful lives of the assets, based upon the following percentages:

| | |
|--|-------------------|
| Leasehold improvements | 4.94 % to 48.69 % |
| Software | 20 % to 50 % |
| Furniture, fixtures and office equipment | 14.5 % to 50 % |

Depreciation methods, useful lives and residual values are reviewed at each financial year-end and adjusted if appropriate. Items of intangibles, property and equipment are subject to an impairment review if there are events or changes in circumstances which indicate that the carrying amount may not be recoverable.

Gains and losses on disposal of an item of intangibles, property and equipment are determined by comparing the proceeds from disposal with the carrying amount of property and equipment, and are recognised net within "Other expenses" in profit or loss.

HUNGARIAN EXPORT-IMPORT BANK PLC.

NOTES TO THE INDIVIDUAL FINANCIAL STATEMENTS FOR THE YEAR ENDED 31 DECEMBER 2017 (All amounts in HUF million unless otherwise stated)

NOTE 3. SUMMARY OF SIGNIFICANT ACCOUNTING POLICIES (CONTINUED)

3.14 Income taxes

Income tax for the period comprises current and deferred tax. Income tax is recognised in profit or loss except to the extent that it relates to items recognised directly in equity or in other comprehensive income.

Current tax is the calculated tax payable on the taxable income for the year, using tax rates enacted or substantively enacted at the reporting date as well as any adjustments to tax payable in respect of previous years.

Deferred tax is provided using the balance sheet liability method, providing for temporary differences between the carrying amounts of assets and liabilities for financial reporting purposes and the amounts used for taxation purposes. The following temporary differences are not provided for: the initial recognition of assets or liabilities that affect neither accounting nor taxable profit.

The amount of deferred tax provided is based on the expected manner of realisation or settlement of carrying amount of assets and liabilities, using tax rates enacted or substantially enacted at the balance sheet date. Deferred tax assets are reduced to the extent that it is no longer probable that the related tax benefit will be realised.

3.15 Interest income and expense

Interest income and expense for all financial instruments except for those classified as held for trading are recognised in 'Interest income' and 'Interest expense' in profit or loss using the effective interest method. The effective interest method is a way of calculating the amortised cost of a financial asset or a financial liability (or groups of financial assets or financial liabilities) and of allocating the interest income or interest expense over the relevant period.

The effective interest rate is the rate that exactly discounts the estimated future cash payments and receipts through the expected life of the financial asset or liability (or, where appropriate, a shorter period) to the carrying amount of the financial asset or liability. The effective interest rate is established at initial recognition or at repricing of the financial asset and liability and is not revised subsequently. When calculating the effective interest rate, the Bank estimates future cash flows considering all contractual terms of the financial instrument (for example, prepayment options) but not future credit losses. The calculation includes all amounts paid or received between parties to the contract that are an integral part of the effective interest rate, transaction costs and all other premiums or discounts. Transaction costs include incremental costs that are directly attributable to the acquisition or issue of a financial asset or liability.

Interest income is recognised on available-for-sale debt securities using the effective interest rate method, calculated over the asset's expected life.

HUNGARIAN EXPORT-IMPORT BANK PLC.

NOTES TO THE INDIVIDUAL FINANCIAL STATEMENTS FOR THE YEAR ENDED 31 DECEMBER 2017 *(All amounts in HUF million unless otherwise stated)*

NOTE 3. SUMMARY OF SIGNIFICANT ACCOUNTING POLICIES (CONTINUED)

3.15 Interest income and expense (continued)

Under the Bank's interest equalisation programme, the amount of interest compensation provided by the Hungarian State is determined by the difference between the interest rate paid by the borrower and the sum of Eximbank's funding costs, operating expenses and the applicable risk premium, as agreed with the representative of the Ministry for National Economy. Eximbank receives the interest equalisation payment after applying to the Hungarian State within 15 days of the end of each quarter, and the payment for that quarter is received by Eximbank within 30 days of the application.

Interest equalisation and support are intended to promote stability and sustainability for Eximbank, and contribute to interest risk management. However, the level of interest equalisation and support provided by the Hungarian State is also intended to hold Eximbank's profit at or near zero for loans covered by these programmes, reflecting Eximbank's role as an instrument of economic policy for the Hungarian State rather than as a traditional profit-oriented bank.

Eximbank receives a form of interest support with respect to tied-aid credits (Eximbank plays the role of lender in tied-aid agreements concluded between the Hungarian government and governments of tied-aid eligible countries).

Interest compensation and interest support received from the Hungarian State is considered to be integral part of the loans' cash flows and, as a result, the amortised cost of the loans.

All other loans provided by Eximbank (i.e. loans that are not covered by the interest equalisation and interest support programmes) are variable rate and are priced with reference to LIBOR/EURIBOR/Budapest Interbank Offering Rate ("BUBOR") accordance with Eximbank's average costs.

3.16 Fee and commission income and expense

The Bank earns fees and commissions income from a diverse range of services it provides to its clients and also pays fees and commissions related to these services.

Fees and commission income and expense that are integral to the effective interest rate on a financial asset or financial liability are included in the measurement of the effective interest rate method.

Other fees and commission income are recognised as the related services are performed. Other fees and commission expense relate mainly to transaction and service fees that are expensed when the services are received.

3.17 Provisions

A provision is recognised if, as a result of a past event, the Bank has a present legal or constructive obligation that can be estimated reliably, and it is probable that an outflow of economic benefits will be required to settle the obligation. Provisions are determined by discounting the expected future cash flows at a pre-tax rate that reflects current market assessments of the time value of money and, where appropriate, the risks specific to the liability.

HUNGARIAN EXPORT-IMPORT BANK PLC.

NOTES TO THE INDIVIDUAL FINANCIAL STATEMENTS FOR THE YEAR ENDED 31 DECEMBER 2017 (All amounts in HUF million unless otherwise stated)

NOTE 3. SUMMARY OF SIGNIFICANT ACCOUNTING POLICIES (CONTINUED)

3.17 Provisions (continued)

Contingent liabilities, which include certain guarantees, are possible obligations that arise from past events whose existence will be confirmed only by the occurrence, or non-occurrence, of one or more uncertain future events not wholly within the control of the Bank. Such contingencies are guarantees and commitments to extend credit lines into which the Bank enters in the ordinary course of business. Contingent liabilities are not recognised in the financial statements but are disclosed unless the probability of settlement is remote.

Provision for possible losses is recognised only if the Bank considers that it is more likely than not that a present obligation exists at the reporting date. Management determines the adequacy of the provision based upon reviews of individual items, recent loss experience, current economic conditions, the risk characteristics of the various categories of transactions and other pertinent factors.

3.18 Segment reporting

Based on the management assessment of the organisational, management and internal reporting structure of the Bank, the management identified only one operating segment. As a result the Bank does not disclose operating segments in these individual financial statements. However in accordance with the requirements of IFRS 8 Operating Segments the Bank continues to show its assets, liabilities and revenues by geographical areas.

3.19 Investment in associates and joint ventures

An associate is an entity over which the Bank has significant influence. Significant influence is the power to participate in the financial and operating policy decisions of the investee, but does not mean control or joint control over those policies.

A joint venture is a type of joint arrangement whereby the parties that have joint control of the arrangement have rights to the net assets of the joint venture. Joint control is the contractually agreed sharing of control of an arrangement, which exists only when decisions about the relevant activities require unanimous consent of the parties sharing control. The Bank's investment in its associate and joint venture is accounted for using the equity method.

Under the equity method, the investment in an associate or a joint venture is initially recognised at cost. The carrying amount of the investment is adjusted to recognise changes in the Bank's share of net assets of the associate or joint venture since the acquisition date.

The statement of comprehensive income reflects the Bank's share of the results of operations of the associate or joint venture. Any change in other comprehensive income of those investees is presented as part of the Bank's other comprehensive income. In addition, when there has been a change recognised directly in the equity of the associate or joint venture, the Bank recognises its share of any changes, when applicable, in the statement of changes in equity. Unrealised gains and losses resulting from transactions between the Bank and the associate or joint venture are eliminated to the extent of the interest in the associate or joint venture.

HUNGARIAN EXPORT-IMPORT BANK PLC.

**NOTES TO THE INDIVIDUAL FINANCIAL STATEMENTS
FOR THE YEAR ENDED 31 DECEMBER 2017
(All amounts in HUF million unless otherwise stated)**

**NOTE 3. SUMMARY OF SIGNIFICANT ACCOUNTING POLICIES
(CONTINUED)**

3.19 Investment in associates and joint ventures (continued)

The aggregate of the Bank's share of profit or loss of an associate and a joint venture is shown on the face of the statement of comprehensive income outside operating profit and represents profit or loss after tax and non-controlling interests in the subsidiaries of the associate or joint venture.

The financial statements of the associate or joint venture are prepared for the same reporting period as the Bank. When necessary, adjustments are made to bring the accounting policies in line with those of the Bank.

After application of the equity method, the Bank determines whether it is necessary to recognise an impairment loss on its investment in its associate or joint venture. At each reporting date, the Bank determines whether there is objective evidence that the investment in the associate or joint venture is impaired. If there is such evidence, the Bank calculates the amount of impairment as the difference between the recoverable amount of the associate or joint venture and its carrying value, then recognises the loss as 'Share of profit/(loss) of an associate and a joint venture' in the statement of comprehensive income.

3.20 Change in accounting policy

The Bank has consistently applied the accounting policies as set out in Note 3 above to all periods presented in these individual financial statements.

Several new standards and amendments apply for the first time in 2017. However they do not impact the annual individual financial statements of the Bank.

HUNGARIAN EXPORT-IMPORT BANK PLC.

NOTES TO THE INDIVIDUAL FINANCIAL STATEMENTS FOR THE YEAR ENDED 31 DECEMBER 2017 (All amounts in HUF million unless otherwise stated)

NOTE 3. SUMMARY OF SIGNIFICANT ACCOUNTING POLICIES (CONTINUED)

3.21 New standards and interpretations not yet adopted

A number of new standards and amendments to standards are effective for annual periods beginning after 1 January 2017; and have not been applied in preparing these individual financial statements. Those which may be relevant to the Bank are set out below. The Bank does not plan to adopt these standards early.

IFRS 9 Financial Instruments

IFRS 9 *Financial Instruments* sets out requirements for recognizing and measuring financial assets, financial liabilities and some contracts to buy or sell non-financial items. This standard replaces IAS 39 *Financial Instruments: Recognition and Measurement*. IFRS 9 is effective for annual reporting periods beginning on or after 1 January 2018.

i. Classification and impairment– Financial asset

The Bank carried out the classification of instruments under IFRS9 based on the results of the Solely Payments of Principal and Interest (SPPI) tests. The result of the test is summarized below:

| Type of financial asset | SPPI analysis output | IFRS evaluation method |
|---|--------------------------------|------------------------|
| Loans under the interest-equalization mechanism | SPPI cash-flow characteristics | AC |
| NHP loans | SPPI cash-flow characteristics | AC |
| Tied-aid loans | SPPI cash-flow characteristics | AC |
| Employee's loan | SPPI cash-flow characteristics | AC |
| Other (market) loans | SPPI cash-flow characteristics | AC |
| Hungarian Government Bonds | SPPI cash-flow characteristics | AC |

The Bank holds its assets within a business model that's objective is to hold financial assets in order to collect contractual cash-flows. The development of an impairment model under IFRS 9 and the finalization of IFRS Accounting Policy are in progress.

The model for ECL (Expected Credit Loss) calculation is currently being prepared in cooperation with an external adviser company, focusing on the methodology of portfolio segmentation, the aspects of staging, the 12-month and the lifetime impairment procedures and parameters.

HUNGARIAN EXPORT-IMPORT BANK PLC.

**NOTES TO THE INDIVIDUAL FINANCIAL STATEMENTS
FOR THE YEAR ENDED 31 DECEMBER 2017**
(All amounts in HUF million unless otherwise stated)

**NOTE 3. SUMMARY OF SIGNIFICANT ACCOUNTING POLICIES
(CONTINUED)**

3.21 New standards and interpretations not yet adopted (continued)

Eximbank intends to carry out its risk exposure assessment and impairment process for IFRS 9 in accordance with the following principal guidelines:

- The range of financial instruments involved in the valuation for which an expected loss has to be calculated in accordance with IFRS rules: loans, credit lines, guarantees, debt securities measured by amortized cost, FVOCI or FVTPL.
- Based on the IFRS 9 rules, we use the three-bucket impairment model according to that by default the book value of the exposure should be reduced at least by the estimated loss of the default events expected to take place in the forthcoming 12 months. (Bucket I.) If the credit risk related to the financial instrument has increased significantly since initial recognition or the financial instrument is in non-performing category or at the initial recognition it has already been purchased or originated credit impaired (POCI), than lifetime expected loss should be applied (Bucket II. and Bucket III).
- When the expected loss is determined we take into account the probability of default (PD) ratio, the loss given default (LGD) ratio – divided into covered and uncovered exposure - and the exposure at default (EAD) ratio.

Financial instruments under IFRS 9 principles are categorized into 6 sub-portfolios which from the risk point of view are homogeneous, taking into consideration the type of the clients and the counterparties, and their risk categories. Accordingly, we want to evolve the following portfolio segments:

- Refinancing loans granted to domestic financial institutions, which include interbank deposits and the nostro accounts
- Loans granted to domestic companies and corporate clients I. - representing low and medium-risk companies
- Loans to domestic companies and corporate clients II. – representing high-risk companies
- Project Loans
- Foreign-related loans
- Other exposures not included in any of the above segments. (Such as employee loans, claims on employees, and claims related to other and operative activities).

The assessment of the relative changes of the credit risk related to a financial instrument (staging) is based on whether a significant change has taken place in relation to the debtor's rating or a significant default in payment was recognized, with the exception of those groups of instruments where all asset valuations are performed individually (Project Loans and Other Exposures sub-portfolios). Within the staging process, we consider all reasonable and supportable information - including the forward-looking information too - that is relevant and available without undue cost and effort including both quantitative and qualitative information.

HUNGARIAN EXPORT-IMPORT BANK PLC.

NOTES TO THE INDIVIDUAL FINANCIAL STATEMENTS FOR THE YEAR ENDED 31 DECEMBER 2017 (All amounts in HUF million unless otherwise stated)

NOTE 3. SUMMARY OF SIGNIFICANT ACCOUNTING POLICIES (CONTINUED)

3.21 New standards and interpretations not yet adopted (continued)

The level of Low Credit Risk (LCR) - for relevant sub-portfolios - is also determined based on customer ratings. (In the current phase of modeling, it is likely that the LCR boundary will not be determined in overwhelming majority of sub-portfolios.) Staging and LCR are based on a uniform 7-degree risk grading scale. PD estimates for each sub-portfolio rely on different data sources according to whether the required data frequency for statistical estimates is sufficient or not. In some sub-portfolios, we rely on our own default experiences occurred in Eximbank, while in the absence of a major numeracy default event or in the case of a diversified population, PD curves are determined on the basis of the migration matrices provided by generally accepted international qualifiers (Moody's and S & P). Depending on the sub-portfolio LGD estimation is based on our own return experiences or the rates included in such studies which have been published by overall accepted financial experts and institutions. The valuation of non-performing exposures is based on an individual basis in every case. The measurement of the individually impaired losses is established on the basis of at least two scenarios of the present value of the expected cash flows discounted at the effective interest rate. (In the course of calculation we take into account the cash flows from the interest compensation system deriving from the Hungarian state budget).

Under IFRS 9, the Bank will consider a financial asset to be in default when either or both of the following have taken place:

- the obligor is past due more than 90 days
- expectedly the debtor cannot meet to its obligation on a timely basis
- impaired exposures
- the Bank initiated a liquidation or enforcement proceeding to recover the customer's obligation
- the client has initiated liquidation or bankruptcy proceedings against itself in order to avoid or postpone its obligations to the Bank
- a bank guarantee issued by Eximbank has been drawn down
- restructuring, which results in a significant decrease in financial liabilities
- the loan agreement has been terminated
- workouts or legal proceedings (liquidation, bankruptcy, execution).

A financial asset is credit-impaired when an individual impairment was recognized.

The model is expected to be finalized in the third quarter of 2018. In addition, the IT implementation of the expected-loss-model is also under process, which includes the migration and processing of business data on the basis of test parameters. System start-up and fine tuning of parameters will take place in autumn 2018.

ii. Classification – Financial liabilities

IFRS 9 largely retains the existing requirements in IAS 39 for the classification of financial liabilities.

However, under IAS 39 all fair value changes of liabilities designated as at FVTPL are recognised in profit or loss, whereas under IFRS 9 these fair value changes are generally presented as follows:

HUNGARIAN EXPORT-IMPORT BANK PLC.

*NOTES TO THE INDIVIDUAL FINANCIAL STATEMENTS
FOR THE YEAR ENDED 31 DECEMBER 2017*

(All amounts in HUF million unless otherwise stated)

**NOTE 3. SUMMARY OF SIGNIFICANT ACCOUNTING POLICIES
(CONTINUED)**

3.21 New standards and interpretations not yet adopted (continued)

– the amount of change in the fair value that is attributable to changes in the credit risk of the liability is presented in OCI; and

– the remaining amount of change in the fair value is presented in profit or loss.

The Bank has not designated any financial liabilities at FVTPL and the Bank has no current intention to do so. The Bank's assessment did not indicate any material impact regarding the classification of financial liabilities at 1 January 2018.

iii. Disclosures

IFRS 9 will require extensive new disclosures, in particular about credit risk and expected credit losses. The Bank's preliminary assessment included an analysis to identify data gaps against current processes and the Bank plans to implement the system and controls changes that it believes will be necessary to capture the required data.

iv. Derecognition and contract modification

IFRS 9 incorporates the requirements of IAS 39 for the derecognition of financial assets and financial liabilities without substantive amendments.

However, it contains specific guidance for the accounting when the modification of a financial instrument not measured at FVTPL does not result in derecognition. Under IFRS 9, the Bank will recalculate the gross carrying amount of the financial asset (or the amortised cost of the financial liability) by discounting the modified contractual cash flows at the original effective interest rate and recognize any resulting adjustment as a modification gain or loss in profit or loss. Under IAS 39, the Bank does not recognize any gain or loss in profit or loss on modifications of financial liabilities and non-distressed financial assets that do not lead to their derecognition.

The Bank expects an immaterial impact from adopting these new requirements.

v. Transition

Changes in accounting policies resulting from the adoption of IFRS 9 will generally be applied retrospectively, except as described below.

- The Bank will take advantage of the exemption allowing it not to restate comparative information for prior periods with respect to classification and measurement (including impairment) changes. Differences in the carrying amounts of financial assets and financial liabilities resulting from the adoption of IFRS 9 will generally be recognized in retained earnings and reserves as at 1 January 2018.

HUNGARIAN EXPORT-IMPORT BANK PLC.

*NOTES TO THE INDIVIDUAL FINANCIAL STATEMENTS
FOR THE YEAR ENDED 31 DECEMBER 2017
(All amounts in HUF million unless otherwise stated)*

**NOTE 3. SUMMARY OF SIGNIFICANT ACCOUNTING POLICIES
(CONTINUED)**

3.21 New standards and interpretations not yet adopted (continued)

IFRS 15 Revenue recognition

IFRS 15 establishes a comprehensive framework for determining whether, how much and when revenue is recognized. It replaces existing revenue recognition guidance, including IAS 18 Revenue and IFRIC 13 Customer Loyalty Programmes. IFRS 15 is effective for annual reporting periods beginning on or after 1 January 2018. The Bank does not expect to have a significant impact on implementation of IFRS 15 based on the assessment performed.

IFRS 16 Leases

IFRS 16 introduces a single, on-balance lease sheet accounting model for lessees. A lessee recognises a right-of-use asset representing its right to use the underlying asset and a lease liability representing its obligation to make lease payments. There are recognition exemptions for short-term leases and leases of low value items. Lessor accounting remains similar to the current standard – i.e. lessors continue to classify leases as finance or operating leases.

IFRS 16 replaces existing leases guidance including IAS 17 *Leases*, IFRIC 4 *Determining whether an Arrangement contains a Lease*, SIC-15 *Operating Leases—Incentives* and SIC-27 *Evaluating the Substance of Transactions Involving the Legal Form of a Lease*. The standard is effective for annual periods beginning on or after 1 January 2019. Early adoption is permitted for entities that apply IFRS 15 *Revenue from Contracts with Customers* at or before the date of initial application of IFRS 16.

i. Determining whether an arrangement contains a lease

On transition to IFRS 16, the Bank can choose whether to:

- Apply the IFRS 16 definition of a lease to all its contracts; or
- Apply a practical expedient and not reassess whether a contract is, or contains, a lease.

The Bank is assessing whether to apply the practical expedient and the potential impact on its financial statements, and whether this will affect the number of contracts identified as leases on transition.

ii. Transition

As a lessee, the Bank can either apply the standard using a:

- Retrospective approach; or
- Modified retrospective approach with optional practical expedients.

The lessee applies the election consistently to all of its leases. The Bank currently plans to apply IFRS 16 initially on 1 January 2019. The Bank has not yet determined which transition approach to apply.

The Bank has not yet quantified the impact on its reported assets and liabilities of adoption of IFRS 16. The quantitative effect will depend on, inter alia, the transition method chosen, the extent to which the Bank uses the practical expedients and recognition exemptions, and any additional leases that the Bank enters into. The Bank expects to disclose its transition approach and quantitative information before adoption.

HUNGARIAN EXPORT-IMPORT BANK PLC.

**NOTES TO THE INDIVIDUAL FINANCIAL STATEMENTS
FOR THE YEAR ENDED 31 DECEMBER 2017
(All amounts in HUF million unless otherwise stated)**

**NOTE 3. SUMMARY OF SIGNIFICANT ACCOUNTING POLICIES
(CONTINUED)**

3.21 New standards and interpretations not yet adopted (continued)

The following amended standards and interpretations are not expected to have a significant impact on the Bank's financial statements

- *Annual Improvements to IFRSs 2014-2016 Cycle – Amendments to IFRS 1 and IAS 28*
- *Classification and Measurement of Share-based Payment Transactions (Amendments to IFRS 2)*
- *Transfers of Investment Property (Amendments to IAS 40)*
- *Sale or Contribution of Assets between an Investor and its Associate or Joint Venture (Amendments to IFRS 10 and IAS 28)*
- *IFRIC 22 Foreign Currency Transactions and Advance Consideration*
- *IFRIC 23 Uncertainty over Income Tax Treatments*

HUNGARIAN EXPORT-IMPORT BANK PLC.

**NOTES TO THE INDIVIDUAL FINANCIAL STATEMENTS
FOR THE YEAR ENDED 31 DECEMBER 2017
(All amounts in HUF million unless otherwise stated)**

NOTE 4. CASH AND CASH EQUIVALENTS

| | <u>31.12.2017</u> | <u>31.12.2016</u> |
|---|---------------------|-------------------|
| Balances with the National Bank of Hungary (NBH) in HUF | 2,366 | 74 |
| Money market placements | 900 | - |
| Due from banks in foreign currency | 273 | 622 |
| Due from banks in HUF | 19 | 11 |
| Total | <u>3,558</u> | <u>707</u> |

Based on the requirements for compulsory reserves set by the National Bank of Hungary, the amount of compulsory reserves maintained by the Bank and included in the balance above amounted to HUF 2,366 million as at 31 December 2017 and HUF 74 million as at 31 December 2016, respectively (compulsory reserves required to meet certain level on a monthly average basis).

According to its accounting policy, the Bank classifies highly liquid financial assets with original maturity of less than three months as cash and cash equivalents.

NOTE 5. AVAILABLE-FOR-SALE FINANCIAL ASSETS

| | <u>31.12.2017</u> | <u>31.12.2016</u> |
|--|----------------------|----------------------|
| Hungarian Government Bonds in HUF at initial fair value | 39,817 | 41,467 |
| Accumulated fair value gains or losses recognized in OCI | 315 | 10 |
| Sub-total | <u>40,132</u> | <u>41,477</u> |
| Senior Notes at initial fair value | - | 92 |
| Accumulated impairment losses (Note 12) recognized in profit or loss | - | (45) |
| Sub-total | <u>-</u> | <u>47</u> |
| HUF shares at initial fair value | 12 | 12 |
| FCY shares at initial fair value | 15,413 | 10,561 |
| Accumulated impairment losses (Note 12) recognized in profit or loss | (2,259) | (902) |
| Accumulated fair value gains or losses recognized in OCI | 3,236 | 2,275 |
| Sub-total | <u>16,402</u> | <u>11,946</u> |
| Total | <u>56,534</u> | <u>53,470</u> |

NOTE 5. AVAILABLE-FOR-SALE FINANCIAL ASSETS (CONTINUED)

HUNGARIAN EXPORT-IMPORT BANK PLC.

**NOTES TO THE INDIVIDUAL FINANCIAL STATEMENTS
FOR THE YEAR ENDED 31 DECEMBER 2017
(All amounts in HUF million unless otherwise stated)**

HUF shares as at 31 December 2016 and as at 31 December 2017 are detailed below.

| | Equity owned | Face Value | Cost | Unrealised gain/(loss) | Book Value |
|------------------------------|--------------|------------|-----------|------------------------|------------|
| Garantiqa Hitelgarancia Ltd. | 0.15% | 12 | 12 | - | 12 |
| Total | | 12 | 12 | | 12 |

FCY shares represent the following investments:

| Name of the investment | Proportion of the Bank's participation | | Subscribed and paid in capital | |
|--|--|------------|---------------------------------------|---------------------------------------|
| | 31.12.2017 | 31.12.2016 | 31.12.2017 | 31.12.2016 |
| China-CEE Management S.á.r.l. | 10.00% | 10.00% | EUR 1,250 (HUF 0.4 million) | EUR 1,250 (HUF 0.4 million) |
| China-Central and Eastern Europe Investment Co-Operation Fund SCS SICAV_SIF ("China-CEE Fund") | 6.91% | 6.90% | USD 27,775,733 (HUF 7,189 million) | USD 20,813,482 (HUF 5,483 million) |
| East West VC Fund EuVECA | 23.44% | n/a | EUR 45,000 (HUF 14 million) | n/a |
| IFC Financial Institutions Growth Fund, LP ("IFC FIG Fund") | 11.69% | 11.72% | USD 18,331,430 (HUF 4,745 million) | USD 17,566,427 (HUF 4,930 million) |
| Kazakhstan Hungarian Investment Private Equity Fund C.V. | 49.50% | 49.50% | USD 10,684,735 (HUF 2,765 million) | USD 526,174 (HUF 148 million) |

China CEE Management S.á.r.l., China-CEE Fund and China-CEE Fund II: China-CEE Management S.á.r.l. ("the General Partner") was established in November 2013 by CEEF Holdings Limited and Eximbank Zrt. The share capital of the company is EUR 12,500. Its registered office is in Luxemburg. The objective of the General Partner is to render advisory, management, accounting and administrative services to China-CEE Fund and China-CEE Fund II.

China-CEE Fund was set up in November 2013 as a limited partnership under the laws of Luxemburg. It is a closed-end specialized investment fund managed by the General Partner as unlimited shareholder of the Fund. The Fund's final maturity is set at 30 November 2023. The Fund's main objective is to seek long term capital appreciation and achieve attractive return in excess of comparable public markets by investing funds available to it in private equity assets, primarily in Central and Eastern Europe for the benefit of its investors while reducing investment risks through diversification.

HUNGARIAN EXPORT-IMPORT BANK PLC.

NOTES TO THE INDIVIDUAL FINANCIAL STATEMENTS FOR THE YEAR ENDED 31 DECEMBER 2017 (All amounts in HUF million unless otherwise stated)

NOTE 5. AVAILABLE-FOR-SALE FINANCIAL ASSETS (CONTINUED)

In accordance with the private placement memorandum of China-CEE Fund and the subscription agreement Eximbank was committed to pay USD 30,000,000 during the commitment period. By the end of December 2017 Eximbank already fulfilled payment of USD 27,775,733 (HUF 7,189 million). The remaining USD 2,224,267 (HUF 576 million) is classified as contingent liability as at 31 December 2017.

The Subscription Agreement for China-CEE Fund II was signed by Eximbank on November 2017 with a commitment of USD 70,000,000. Since Fund II was only formally established in February 2018 no payments were made in 2017 and the entire subscription amount was classified as commitment as at 31 December 2017.

East West VC Fund EuVECA: East West VC Fund EuVECA is a venture capital fund established under EU regulations by Hungarian, Portuguese and other international institutional and private investors, and is registered with the Portuguese Capital Markets Authority. The fund's target size is EUR 20,000,000, of which USD 19,200,000 was committed for at end-2017, with Eximbank committing to contribute EUR 4,500,000. The fund is managed by Alpac Capital (with offices in Lisbon and Budapest) and primarily aims to invest in early-stage technology companies in Hungary, Portugal and neighbouring countries.

By the end of December 2017 Eximbank made the initial payment of EUR 45,000 (HUF 14million) to the fund. The remaining commitment is EUR 4,495,500 (HUF 1,394 million) as at 31 December 2017.

IFC FIG Fund: IFC Asset Management Company, LLC, a wholly owned subsidiary of the International Finance Corporation ("IFC"), established IFC Financial Institutions Growth Fund, LP with target commitments of US\$1.0 billion. The term of the Fund is 10 years from the final closing. IFC will commit 20% of the total commitments of the Fund. The Fund will seek to make equity investments in financial institutions in IFC member countries that IFC classifies as emerging markets. Upon being admitted to the Fund, each limited partner will contribute 0.001% of its commitment to the Fund. The remainder of each limited partner's commitment will be contributed as non-interest bearing advances on an as needed basis as requested by the manager. The amount contributed by subsequent closing partners generally will be refunded to the prior closing partners in proportion to their respective funded commitments and, other than the interest component, will be added back to such partners' unfunded commitments and may be drawn down again by the Fund.

In March 2015 Eximbank joined IFC FIG Fund as a limited partner. Eximbank was committed to pay USD 50 million. By the end of December 2017, the Bank already fulfilled payment of USD 18,331,430. The remaining commitment is USD 31,668,570 (HUF 8,196 million) as at 31 December 2017.

HUNGARIAN EXPORT-IMPORT BANK PLC.

**NOTES TO THE INDIVIDUAL FINANCIAL STATEMENTS
FOR THE YEAR ENDED 31 DECEMBER 2017**
(All amounts in HUF million unless otherwise stated)

NOTE 5. AVAILABLE-FOR-SALE FINANCIAL ASSETS (CONTINUED)

Kazakhstan Hungarian Investment Private Equity Fund C.V./Kazakhstan “Silk Road” Agriculture Growth Fund (Kazakhstan Hungarian Fund): In 2015, Eximbank and JSC “National Management Holding KazAgro” established a limited partnership under the laws of the Netherlands. The commitment of both partners is USD 20 million. Furthermore the general partner will commit 1% of the total commitments of the Fund. The primary investment objective of the partnership is to focus on equity, quasi equity and convertible debt investments into agriculture and food chain companies (including production, processing, storage and logistics) that are operating in the growth categories of meat, dairy, grains, oilseeds, vegetables, fruits and fish.

Eximbank does not have a significant influence in the Kazakh Hungarian Investment Fund as it does not have the power to participate in the financial and operating policy decisions of the fund, nor does it have representatives in the respective investment decision-making bodies of the fund. Eximbank’s representation is limited to objecting to whether a proposed investment’s beneficial owners are suitable counterparties.

Eximbank made a capital contribution of USD 10,684,735 until 31 December 2017. The remaining, committed amount is USD 9,315,265 (HUF 2,411 million) as at 31 December 2017, as future payments are dependent on certain criteria.

For the above investments in funds the Bank recognised HUF 1,357 million accumulated impairment loss in Profit and Loss (as at 31 December 2016: HUF 902 million) and HUF 961 million (as at 31 December 2016: HUF 2,275 million) accumulated FV gain or loss in OCI as at 31 December 2017.

Remaining maturity of Hungarian Government bonds as at 31 December 2017 and 31 December 2016 are detailed below:

| <u>Remaining Maturity</u> | <u>31.12.2017</u> | <u>31.12.2016</u> |
|---------------------------|-------------------|-------------------|
| Up to 1 month | - | - |
| 1 to 3 months | - | - |
| 3 months to 1 year | 7,608 | 1,640 |
| 1 to 5 years | 32,524 | 39,837 |
| Over 5 years | - | - |
| Total | 40,132 | 41,477 |

Net purchase of/proceeds from available-for-sale financial assets amounted to HUF (3,176) million and profit or loss from revaluation to fair value was HUF (1,266) million (Note 8).

HUNGARIAN EXPORT-IMPORT BANK PLC.

**NOTES TO THE INDIVIDUAL FINANCIAL STATEMENTS
FOR THE YEAR ENDED 31 DECEMBER 2017**

(All amounts in HUF million unless otherwise stated)

NOTE 6. LOANS AND ADVANCES TO CUSTOMERS, NET OF IMPAIRMENT LOSSES

| | 31.12.2017 | 31.12.2016 |
|---|-------------------|-------------------|
| Short-term: | | |
| - in foreign currency | 42,688 | 42,419 |
| - in HUF | 12,292 | 3,586 |
| Sub-total | 54,980 | 46,005 |
| Long-term: | | |
| - in foreign currency | 179,866 | 186,554 |
| - in HUF | 26,087 | 26,806 |
| Sub-total | 205,953 | 213,360 |
| Total | 260,933 | 259,365 |
| Less: accumulated impairment losses (see Note 12) | (19,610) | (16,175) |
| Total | 241,323 | 243,190 |

As at 31 December 2017, 79% of loans and advances to customers qualified for interest compensation from the Hungarian State (as at 31 December 2016: 83%). In addition to receiving payments from the Hungarian State under the interest equalisation programme (for details please refer to Note 3.15). Tied-aid loans represented 10% of total loans and advances to customers as at 31 December 2017 (as at 31 December 2016: 9%).

HUNGARIAN EXPORT-IMPORT BANK PLC.

**NOTES TO THE INDIVIDUAL FINANCIAL STATEMENTS
FOR THE YEAR ENDED 31 DECEMBER 2017**
(All amounts in HUF million unless otherwise stated)

NOTE 6. LOANS AND ADVANCES TO CUSTOMERS, NET OF IMPAIRMENT LOSSES (CONTINUED)

The table below shows an analysis of loans and advances to customers by remaining maturity as at 31 December 2017 and 31 December 2016.

| <u>Remaining Maturity</u> | <u>31.12.2017</u> | <u>31.12.2016</u> |
|-----------------------------|--------------------|--------------------|
| | <u>Gross value</u> | <u>Gross value</u> |
| <u>In foreign currency:</u> | | |
| Up to 1 month | 10,153 | 9,019 |
| 1 to 3 months | 3,640 | 3,432 |
| 3 months to 1 year | 28,895 | 29,968 |
| 1 to 5 years | 99,115 | 98,320 |
| Over 5 years | 80,751 | 88,234 |
| Sub-total | 222,554 | 228,973 |
| <u>In HUF</u> | | |
| Up to 1 month | 8,205 | 1,609 |
| 1 to 3 months | 431 | 41 |
| 3 months to 1 year | 3,656 | 1,936 |
| 1 to 5 years | 14,606 | 16,491 |
| Over 5 years | 11,481 | 10,315 |
| Sub-total | 38,379 | 30,392 |
| Total | 260,933 | 259,365 |

HUNGARIAN EXPORT-IMPORT BANK PLC.

**NOTES TO THE INDIVIDUAL FINANCIAL STATEMENTS
FOR THE YEAR ENDED 31 DECEMBER 2017
(All amounts in HUF million unless otherwise stated)**

NOTE 7. LOANS AND ADVANCES TO OTHER BANKS AND INSURANCE COMPANIES, NET OF IMPAIRMENT LOSSES

| | 31.12.2017 | 31.12.2016 |
|--|-------------------|-------------------|
| Short-term (up to 1 year) | | |
| - in foreign currency | 153,049 | 157,244 |
| - in HUF | 16,356 | 22,670 |
| Sub-total | 169,405 | 179,914 |
| Long-term (over 1 year), in foreign currency | | |
| - in foreign currency | 346,294 | 351,347 |
| - in HUF | 73,207 | 43,542 |
| Sub-total | 419,501 | 394,889 |
| Total | 588,906 | 574,803 |
| Less: impairment losses (see Note 12) | (720) | (829) |
| Total | 588,186 | 573,974 |

As at 31 December 2017, 100% of loans and advances to other banks and insurance companies qualified for interest compensation from the Hungarian State. (as at 31 December 2016: 99%) For details about interest equalisation programme please refer to Note 3.15

HUNGARIAN EXPORT-IMPORT BANK PLC.

**NOTES TO THE INDIVIDUAL FINANCIAL STATEMENTS
FOR THE YEAR ENDED 31 DECEMBER 2017**
(All amounts in HUF million unless otherwise stated)

NOTE 7. LOANS AND ADVANCES TO OTHER BANKS AND INSURANCE COMPANIES, NET OF IMPAIRMENT LOSSES (CONTINUED)

The table below shows an analysis of Loans and advances to other banks and insurance companies by remaining maturity as at 31 December 2017 and 31 December 2016.

| <u>Remaining Maturity</u> | <u>31.12.2017</u> | <u>31.12.2016</u> |
|--|--------------------|--------------------|
| | <u>Gross value</u> | <u>Gross value</u> |
| <u>Placements in foreign currency:</u> | | |
| Up to 1 month | 10,214 | 13,978 |
| 1 to 3 months | 18,847 | 21,685 |
| 3 months to 1 year | 123,988 | 121,581 |
| 1 to 5 years | 325,962 | 332,248 |
| Over 5 years | 20,332 | 19,099 |
| Sub-total | 499,343 | 508,591 |
| <u>Placements in HUF</u> | | |
| Up to 1 month | 1,846 | 1,526 |
| 1 to 3 months | 1,503 | 1,284 |
| 3 months to 1 year | 13,007 | 19,860 |
| 1 to 5 years | 52,929 | 35,221 |
| Over 5 years | 20,278 | 8,321 |
| Sub-total | 89,563 | 66,212 |
| Total | 588,906 | 574,803 |

Loans and advances to other banks and insurance companies include refinancing loans disbursed. While 98.5% of total loans and advances to other banks and insurance companies were refinancing loans as at 31 December 2016 this ratio was 98.7% as at 31 December 2017 by nominal amount. All of the refinancing loans qualified for interest compensation from the Hungarian State. For details about interest equalisation programme please refer to Note 3.15

HUNGARIAN EXPORT-IMPORT BANK PLC.

**NOTES TO THE INDIVIDUAL FINANCIAL STATEMENTS
FOR THE YEAR ENDED 31 DECEMBER 2017
(All amounts in HUF million unless otherwise stated)**

NOTE 8. FINANCIAL ASSETS AND LIABILITIES AT FAIR VALUE THROUGH PROFIT OR LOSS

Eximbank enters into currency swap transactions intended to mitigate foreign exchange risks and does not enter into derivatives for speculative purposes.

Financial assets at fair value through profit or loss as at 31 December 2017 and 31 December 2016 are as follows:

| | <u>31.12.2017</u> | <u>31.12.2016</u> |
|-----------------------------------|----------------------|----------------------|
| Derivative assets (trading): | | |
| Foreign exchange swaps | 168 | 275 |
| Cross currency interest rate swap | 11,478 | 36,141 |
| Total | <u>11,646</u> | <u>36,416</u> |

Financial liabilities at fair value through profit or loss as at 31 December 2017 and 31 December 2016 are as follows:

Profit from the revaluation to fair value was HUF (24,770) million at 31 December 2017.

Foreign exchange swaps are short term derivatives. The details of FX swaps as at 31 December 2017 are shown below:

| Remaining maturity | Receive notional | Notional in HUF million | Pay notional | Notional in HUF million |
|--------------------|------------------|-------------------------|----------------|-------------------------|
| Less than 1 month | 32,000,000 EUR | 9,924 | 38,036,910 USD | 9,845 |
| Over 5 years | 823,469,118 HUF | 823 | 2,643,306 EUR | 820 |
| Total | | <u>10,747</u> | | <u>10.665</u> |

The details of FX swaps as at 31 December 2016 are shown below:

| Remaining maturity | Receive notional | Notional in HUF million | Pay notional | Notional in HUF million |
|--------------------|--------------------|-------------------------|-----------------|-------------------------|
| Less than 1 month | 21,418,760,000 HUF | 21,419 | 72,000,000 USD | 21,146 |
| 1-5 years | 650,000,000 USD | 190,899 | 506,220,240 EUR | 157,445 |
| Total | | <u>212,318</u> | | <u>178,591</u> |

HUNGARIAN EXPORT-IMPORT BANK PLC.

NOTES TO THE INDIVIDUAL FINANCIAL STATEMENTS FOR THE YEAR ENDED 31 DECEMBER 2017 (All amounts in HUF million unless otherwise stated)

NOTE 9. INVESTMENTS ACCOUNTED FOR USING THE EQUITY METHOD

PortfoLion Regionális Magántőke-alap (“the PortfoLion Fund”) was launched in June 2012 with a share capital of HUF 5,000 million. It was established by OTP Bank Plc. In 2013, Eximbank started negotiations with OTP Bank Plc. and PortfoLion Venture Capital Fund Management Private Limited Company, the fund management company, to join as a new investor by raising the share capital with an additional HUF 5,000 million to HUF 10,000 million.

PortfoLion Regionális Magántőke-alap is a private equity fund. Its targets are well-established medium-sized companies that offer a promising business model, having already established product lines and a wide range of clients, but which may be facing financial difficulties. The targeted companies had demonstrated good financial results and high margins before the financial crisis of 2008. They continue to have favorable opportunities in their markets, but as a result of the crisis, an inadequate capital structure does not allow them to make full use of their potential and does not allow them to finance their future growth.

According to the principal of its legal document of the Portfolion Fund Eximbank committed itself to pay a total of HUF 5,000 million by the end of 2018, which will represent 50% share of issued capital of the PortfoLion Fund. Payment schedule depends on investments, therefore amounts not yet paid are recognized as commitments.

According to the already paid total amount of HUF 2,739 million the proportion of Eximbank’s contribution to the share capital was 50% as at 31 December 2017. The Bank classifies the unpaid HUF 2,261 million as commitment as at 31 December 2017. The Bank expects profit on this investment.

In 2015 the Bank – as international export credit agencies and development institutions - established an economic and export development fund (EXIM Növekedési Magántőkealap), which is intended to provide financing to micro, small and medium enterprises operating in Hungary with strong growth potential and ability to export. The Bank made a commitment amounted to HUF 6,000 million and the whole amount had been paid until 31 December 2017.

The Bank’s contribution to the share capital is 100% as at 31 December 2017.

In 2016 the Bank – as Hungary’s international export credit agency and development institution - established an export development fund (EXIM Exportösztönző Magántőkealap). The new fund intends to provide financing to small and medium enterprises operating in Hungary with existing or prospective export capacity in products and services. The Bank made a commitment amounted to HUF 10,000 million. In 2016 the Bank paid the whole amount.

The Bank’s contribution to the share capital is 100% as at 31 December 2017.

The Bank’s contribution to the share capital of EXIM Növekedési Magántőkealap and EXIM Exportösztönző Magántőkealap is 100%, however, these funds are managed by a third party fund manager. Based on the decision making structure, the Bank has not control, but significant influence over those funds. Significant influence is the power to participate in the financial and operating policy decisions of the investee but is not control or joint control of those policies. Eximbank’s interest in the Funds is accounted for using the equity method in accordance with *IAS 28 Investments in Associates and Joint Ventures*.

There weren’t any other transactions between Eximbank and PortfoLion Regionális Magántőkealap, EXIM Növekedési Magántőkealap, EXIM Exportösztönző Magántőkealap. The principal place of business of these funds is Hungary.

HUNGARIAN EXPORT-IMPORT BANK PLC.

**NOTES TO THE INDIVIDUAL FINANCIAL STATEMENTS
FOR THE YEAR ENDED 31 DECEMBER 2017
(All amounts in HUF million unless otherwise stated)**

**NOTE 9. INVESTMENTS ACCOUNTED FOR USING THE EQUITY METHOD
(CONTINUED)**

Adjustment to recognise changes in the Bank's share of net assets of the Funds since the acquisition date amounted to HUF (1,341) million (decrease) as at 31 December 2017 and HUF (947) million (decrease) as at 31 December 2016.

| | <u>31.12.2017</u> | <u>31.12.2016</u> |
|---|-----------------------|----------------------|
| Initial recognition at cost | 18,739 | 16,426 |
| Adjustment | (1,341) | (947) |
| Carrying value | <u>17,398</u> | <u>15,479</u> |
| | <u>31.12.2017</u> | <u>31.12.2016</u> |
| Bank's share of the annual loss of the Funds | (1,052) | (1,236) |
| Bank's share of other comprehensive income of the Funds | (289) | 289 |
| Total | <u>(1,341)</u> | <u>(947)</u> |

HUNGARIAN EXPORT-IMPORT BANK PLC.

**NOTES TO THE INDIVIDUAL FINANCIAL STATEMENTS
FOR THE YEAR ENDED 31 DECEMBER 2017**
(All amounts in HUF million unless otherwise stated)

NOTE 10. INTANGIBLES, PROPERTY AND EQUIPMENT

Movement table of intangible and tangible assets as at 31 December 2017 is as follows:

| | Leasehold improve- ments | Furniture, fixtures & office equipment | Assets under construc- tion | Intangible assets available for use | Intangible assets not yet available for use | Total |
|--|--------------------------------|---|--------------------------------------|--|--|---------|
| Cost | | | | | | |
| 31 December 2016 | 426 | 1,213 | 28 | 2,002 | 430 | 4,099 |
| Additions | - | 562 | 939 | 636 | 976 | 3,113 |
| Disposals | (54) | (56) | (940) | (1) | (648) | (1,699) |
| 31 December 2017 | 372 | 1,719 | 27 | 2,637 | 758 | 5,513 |
| Accumulated depreciation and amortisation | | | | | | |
| 31 December 2016 | 93 | 538 | - | 1,673 | - | 2,304 |
| Charge for year | 45 | 214 | - | 264 | - | 523 |
| Impairment (Note 12) | - | 17 | - | - | - | 17 |
| Disposals | (31) | (51) | - | (1) | - | (83) |
| 31 December 2017 | 107 | 718 | - | 1,936 | - | 2,761 |
| Net book value | | | | | | |
| 31 December 2016 | 333 | 675 | 28 | 329 | 430 | 1,795 |
| 31 December 2017 | 265 | 1,001 | 27 | 701 | 758 | 2,752 |

The following table shows acquisition of intangibles, property and equipment and proceeds from the sale of intangible assets and property and equipment in both years.

| | 31.12.2017 | 31.12.2016 |
|--|------------|------------|
| Acquisition of intangibles, property and equipment | (1,525) | (1,186) |
| Proceeds from the sale of intangible assets and property and equipment | 28 | 85 |

HUNGARIAN EXPORT-IMPORT BANK PLC.

**NOTES TO THE INDIVIDUAL FINANCIAL STATEMENTS
FOR THE YEAR ENDED 31 DECEMBER 2017**
(All amounts in HUF million unless otherwise stated)

NOTE 10. INTANGIBLES, PROPERTY AND EQUIPMENT (CONTINUED)

Movement table of intangible and tangible assets as at 31 December 2016 is as follows:

| | Leasehold improve- ments | Furniture, fixtures & office equipment | Assets under construc- tion | Intangible assets available for use | Intangible assets not yet available for use | Total |
|--|--------------------------------|---|--------------------------------------|--|--|---------|
| Cost | | | | | | |
| 31 December 2015 | 286 | 553 | 563 | 1,766 | 69 | 3,237 |
| Additions | 342 | 772 | 647 | 247 | 609 | 2,617 |
| Disposals | (202) | (112) | (1,182) | (11) | (248) | (1,755) |
| 31 December 2016 | 426 | 1,213 | 28 | 2,002 | 430 | 4,099 |
| Accumulated depreciation and amortisation | | | | | | |
| 31 December 2015 | 186 | 437 | - | 1,492 | - | 2,115 |
| Charge for year | 51 | 187 | - | 189 | - | 427 |
| Impairment (Note 12) | - | - | - | - | - | - |
| Disposals | (144) | (86) | - | (9) | - | (238) |
| 31 December 2016 | 93 | 538 | - | 1,672 | - | 2,303 |
| Net book value | | | | | | |
| 31 December 2015 | 100 | 116 | 563 | 274 | 69 | 1,122 |
| 31 December 2016 | 333 | 675 | 28 | 330 | 430 | 1,796 |

NOTE 11. CURRENT TAX ASSETS AND OTHER ASSETS

| | 31.12.2017 | 31.12.2016 |
|-------------------------------------|--------------|--------------|
| Accrued income | 1,080 | 2,435 |
| Prepaid expenses | 144 | 46 |
| Other | 2,137 | 317 |
| Sub-total | 3,361 | 2,798 |
| Less: impairment loss (see Note 12) | (17) | (19) |
| Total other assets | 3,344 | 2,779 |
| Current tax assets | 666 | 835 |

HUNGARIAN EXPORT-IMPORT BANK PLC.

NOTES TO THE INDIVIDUAL FINANCIAL STATEMENTS
FOR THE YEAR ENDED 31 DECEMBER 2017
(All amounts in HUF million unless otherwise stated)

NOTE 12. PROVISIONS AND IMPAIRMENT LOSSES

The table below shows impairment made and released during the year ended 31 December 2017 and during the year ended 31 December 2016.

| | Loans and advances to other banks and insurance companies | Loans and advances to customers | Available-for-sale securities | Property and equipment | Other asset | Total |
|---|---|---------------------------------------|----------------------------------|---------------------------|-------------|---------------|
| As at 31 December 2015 | 818 | 10,608 | 550 | 80 | 16 | 12,072 |
| Write-offs | - | - | - | (82) | - | (82) |
| Charge for the year | 3 | 6,249 | 396 | 3 | 3 | 6,654 |
| Reversed during the year | - | (636) | - | - | - | (636) |
| Effect of foreign currency movements | 8 | (46) | 1 | - | - | 37 |
| As at 31 December 2016 | 829 | 16,175 | 947 | 1 | 19 | 17,971 |
| Write-offs | - | - | (40) | (19) | - | (59) |
| Charge for the year | - | 5,697 | 1,357 | 36 | - | 7,090 |
| Reversed during the year | (65) | (2,224) | - | - | (2) | (2,291) |
| Effect of foreign currency movements | (44) | (38) | (5) | - | - | (87) |
| As at 31 December 2017 | 720 | 19,610 | 2,259 | 18 | 17 | 22,624 |

HUNGARIAN EXPORT-IMPORT BANK PLC.

**NOTES TO THE INDIVIDUAL FINANCIAL STATEMENTS
FOR THE YEAR ENDED 31 DECEMBER 2017**

(All amounts in HUF million unless otherwise stated)

NOTE 12. PROVISIONS AND IMPAIRMENT LOSSES (CONTINUED)

The table below shows provisions made and reversed during the year ended 31 December 2017 and during the year ended 31 December 2016.

| | Provisions |
|--|-------------------|
| As at 31 December 2015 | 258 |
| Provision made during the period (net) | 684 |
| Provision reversed during the period | (214) |
| Provision used during the period | (6) |
| Effect of foreign currency movements | 6 |
| As at 31 December 2016 | 728 |
| Provision made during the period (net) | 1,049 |
| Provision reversed during the period | (918) |
| Provision used during the period | - |
| Effect of foreign currency movements | (2) |
| As at 31 December 2017 | 857 |

Provisions increased by HUF 129 million from 31 December 2016 to 31 December 2017. As at 31 December 2017, out of the total HUF 857 million provisions HUF 39 million was made for management bonuses, HUF 817 million was made for litigation.

The remaining part of provisions – HUF 1 million – was made for commitments and contingent liabilities.

As at the end of 2016, HUF 116 million provisions was made for management bonuses, HUF 328 million was made for litigation and HUF 284 million was made for commitments and contingent liabilities.

Provisions and impairment losses for the year ended 31 December 2017

| | Provisions and impairment losses |
|--|---|
| Impairments charged | 7,090 |
| Impairments reversed during the period | (2,291) |
| Provision made during the period (net) | 1,049 |
| Provision reversed during the period | (918) |
| Provision used during the period | - |
| Effect of foreign currency movements | (89) |
| Total | 4,841 |

HUNGARIAN EXPORT-IMPORT BANK PLC.

**NOTES TO THE INDIVIDUAL FINANCIAL STATEMENTS
FOR THE YEAR ENDED 31 DECEMBER 2017
(All amounts in HUF million unless otherwise stated)**

NOTE 13. LOANS AND DEPOSITS FROM OTHER BANKS AND INSURANCE COMPANIES

| | 31.12.2017 | 31.12.2016 |
|-----------------------|-------------------|-------------------|
| Short-term | | |
| - in foreign currency | 40,275 | 119,899 |
| - in HUF | 11,493 | 10,940 |
| Sub-total | 51,768 | 130,839 |
| Long-term | | |
| - in foreign currency | 281,748 | 179,154 |
| - in HUF | 2,548 | 2,259 |
| Sub-total | 284,296 | 181,413 |
| Total | 336,064 | 312,252 |

The table below shows an analysis of loans and deposits from other banks by remaining maturity as at 31 December 2017 and 31 December 2016.

| | 31.12.2017 | 31.12.2016 |
|-----------------------------|-------------------|-------------------|
| <u>Remaining maturity</u> | | |
| <u>In foreign currency:</u> | | |
| Up to 1 month | 22,533 | 39,941 |
| 1 to 3 months | 4,197 | 18,240 |
| 3 months to 1 year | 13,545 | 61,718 |
| 1 to 5 years | 173,199 | 179,154 |
| Over 5 years | 108,549 | - |
| Sub-total | 322,023 | 299,053 |
| <u>In HUF</u> | | |
| Up to 1 month | 4,847 | 4,410 |
| 1 to 3 months | 6,115 | 6,373 |
| 3 months to 1 year | 531 | 157 |
| 1 to 5 years | 1,674 | 1,535 |
| Over 5 years | 874 | 724 |
| Sub-total | 14,041 | 13,199 |
| Total | 336,064 | 312,252 |

HUNGARIAN EXPORT-IMPORT BANK PLC.

**NOTES TO THE INDIVIDUAL FINANCIAL STATEMENTS
FOR THE YEAR ENDED 31 DECEMBER 2017
(All amounts in HUF million unless otherwise stated)**

NOTE 14. DEPOSITS FROM CUSTOMERS

| | <u>31.12.2017</u> | <u>31.12.2016</u> |
|-----------------------|---------------------|----------------------|
| Short-term | | |
| - in foreign currency | 2,357 | 8,580 |
| - in HUF | 7,517 | 20,039 |
| Total | <u>9,874</u> | <u>28,619</u> |

The table below shows an analysis of deposits from customers by remaining maturity as at 31 December 2017 and 31 December 2016.

| | <u>31.12.2017</u> | <u>31.12.2016</u> |
|-----------------------------|---------------------|----------------------|
| <u>Remaining maturity</u> | | |
| <u>In foreign currency:</u> | | |
| Up to 1 month | - | 5,461 |
| 1 to 3 months | 1,571 | 3,119 |
| 3 months to 1 year | 786 | - |
| Sub-total | <u>2,357</u> | <u>8,580</u> |
| <u>In HUF:</u> | | |
| Up to 1 month | - | 8,013 |
| 1 to 3 months | 7,517 | 12,026 |
| Sub-total | <u>7,517</u> | <u>20,039</u> |
| Total | <u>9,874</u> | <u>28,619</u> |

HUNGARIAN EXPORT-IMPORT BANK PLC.

NOTES TO THE INDIVIDUAL FINANCIAL STATEMENTS FOR THE YEAR ENDED 31 DECEMBER 2017 *(All amounts in HUF million unless otherwise stated)*

NOTE 15. DEBT SECURITIES ISSUED

On 12 December 2012, under the 2 billion EUR Medium Term Note Program (MTN Program), the Bank issued USD 500 million 5.5% at a nominal value of USD 1,000 per bond. The issue price was 98.879% of the aggregated nominal amount.

The bonds mature 5 years 2 months from the issue date at nominal value. The bonds will be redeemed on maturity date. Interest payment dates are 12 February and 12 August in each year up to and including the maturity date. There was a long first coupon from and including 12 December 2012 up to but excluding 12 August 2013.

Bonds are listed on London Stock Exchange's regulated market with effect from the issue date.

On 1 October 2013, under the before-mentioned 2 billion EUR MTN Program, the Bank issued EUR 400 million of fixed-rate notes. The rate of interest is 2.125% per annum payable semi-annually in advance, and 4.297% for the final interest period. The first interest payment date was the issue date, and thereafter 15 February and 15 August in each year up to, and including 15 August 2018. There was a short first interest period from, and including the issue date to, but excluding 15 February 2014.

On 2 October 2014, under the before-mentioned 2 billion EUR MTN Program, the Bank issued USD 500 million of fixed-rate notes. Proceeds from issuance of debt securities were HUF 121,423 million calculated with exchange rate on issue date. The rate of interest is 4% per annum payable semi-annually in arrears. The first interest payment date is 30 January 2015. The bonds mature 5 years 4 months from the issue date at nominal value.

Bonds are listed on London Stock Exchange's regulated market with effect from the issue date.

On 16 November 2016 Eximbank's first bond issuance governed by Hungarian law took place. The bond series are having EUR 74,999 million notional, fixed 0,01% coupon and 364 days maturity. The average issuance price was 100,092% resulting in negative issuance yield for first time in the history of the Hungarian capital markets.

On 5 July 2017 the Bank continued to issue two series of bonds under Hungarian law. The first series are having EUR 83,000 million notional, fixed 0,05% coupon and 21 October 2019 maturity. The average issue price was 99,9036%. The second series are having HUF 7,49998 billion notional, fixed 0,80% coupon and 23 September 2020 maturity. The average issue price was 99,6538%.

On 18 October 2017 the Bank issued bond series with HUF 12,1 billion under Hungarian law. The bond series are having fixed 1,30% coupon and 24 July 2022 maturity. The average issue price was 100,5108%.

The bond series issued under Hungarian law are listed on Budapest Stock Exchange.

On 24 November 2017 the Bank decided to terminate its 2 billion EUR MTN programme. As a result of the decision international bond issuances may be carried out on a standalone basis outside of any bond programme frameworks.

Bank has not repurchased any of its own debt since the issue date.

HUNGARIAN EXPORT-IMPORT BANK PLC.

**NOTES TO THE INDIVIDUAL FINANCIAL STATEMENTS
FOR THE YEAR ENDED 31 DECEMBER 2017
(All amounts in HUF million unless otherwise stated)**

NOTE 15. DEBT SECURITIES ISSUED (CONTINUED)

The effective interest on the bonds recorded in interest expense was HUF 19,009 million (in 2016: HUF 19,942 million) using effective rates between 4% and 6%.

Main data of bonds listed on London Stock Exchange:

| | | | |
|--|-------------------------------|------------------|-------------------------------|
| ISIN code | XS0864511588; US55977W2A95 | XS0953951711 | XS1115429372; US55977W2B78 |
| Issue date | 12.12.2012 | 01.10.2013 | 02.10.2014 |
| Maturity date | 12.02.2018 | 13.02.2019 | 30.01.2020 |
| Currency | USD | EUR | USD |
| Nominal value | 500,000,000 | 400,000,000 | 500,000,000 |
| Rate of interest | 5.50% | 2.125% | 4.00% |
| Last day of first interest period | 12 August 2013 | 15 February 2014 | 30 January 2015 |
| Frequency of interest payment after the first interest period | semi-annually | semi-annually | semi-annually |
| Timing of interest payment | in arrears | in advance | in arrears |

Main data of outstanding bonds listed on Budapest Stock Exchange:

| | | | |
|--|-----------------|----------------------|----------------|
| ISIN code | HU0000357777 | HU0000357769 | HU0000357926 |
| Issue date | 05.07.2017 | 05.07.2017 | 18.10.2017 |
| Maturity date | 21.10.2019 | 23.09.2020 | 24.06.2022 |
| Currency | EUR | HUF | HUF |
| Nominal value | 83,000,000 | 7,499,980,000 | 12,100,000,000 |
| Rate of interest | 0.05% | 0.80% | 1.30% |
| Last day of first interest period | 21 October 2018 | 23 September 2018 | 24 June 2018 |
| Frequency of interest payment after the first interest period | annually | annually | annually |
| Timing of interest payment | in arrears | in arrears | in arrears |

HUNGARIAN EXPORT-IMPORT BANK PLC.

**NOTES TO THE INDIVIDUAL FINANCIAL STATEMENTS
FOR THE YEAR ENDED 31 DECEMBER 2017**

(All amounts in HUF million unless otherwise stated)

NOTE 15. DEBT SECURITIES ISSUED (CONTINUED)

The structure of the issuance in 2013 was different from standard issuances in capital markets before. The notes issued by Eximbank – that are unconditionally and irrevocably guaranteed by the government of Hungary - were completely subscribed by MAEXIM Secured Funding Ltd (MAEXIM Ltd). This company is an SPV registered in the Republic of Ireland with the sole purpose of issuing EUR 400 million notes.

TMF Administration Services Limited acts as the corporate services provider for the SPV as well based on a corporate services agreement.

The SPV issued EUR 400 million notes in two tranches: EUR 380 million fixed-rate class A1 notes and EUR 20 million fixed-rate class A2 notes.

The transaction is backed by EUR 400 million notes (“collateral securities”) issued by Eximbank under its EUR 2 billion MTN Program. Proceeds of the issuance by SPV were used to pay issuer expenses payable upfront and to purchase the bonds issued by Eximbank.

The SPV entered into a contract of guarantee with a member of the World Bank Group, the Multilateral Investment Guarantee Agency (MIGA). Under this contract, MIGA agrees to cover 95% of the payments due to the SPV under the collateral securities in the event of Hungary failing to make payment when due under the funding guarantee. MIGA is obligated to pay all amounts due (scheduled interest and principal) when an event of default on the collateral securities occurs and the custodian has made a demand for payment under the funding guarantee, and upon the lapse of the 30 days required thereunder for payment by the sovereign.

Since class A1 notes represent 95% of the total series 1-2013 note issuance, payments received by the SPV under the MIGA contract will exclusively be used to pay class A1 noteholders. While payments of principal and interest on class A1 notes are fully covered by the guarantee, class A2 notes will not benefit.

Fitch Ratings has assigned ratings to the notes issuance by the SPV as indicated in the table below. The ‘AAA’ rating assigned to class A1 notes is consistent with the credit quality of the guarantee provider, MIGA. The rating assigned to class A2 notes is linked to the ‘BB+’ rating assigned to the collateral securities, which benefit from an irrevocable guarantee by Hungary.

Main data of bonds issued by the Bank and by MAEXIM Ltd.:

| | Eximbank | MAEXIM Ltd | |
|---|--|--|-------------------------|
| Issuer | Eximbank | MAEXIM Ltd | |
| Issue date | 01.10.2013 | 01.10.2013 | |
| Maturity date | 13.02.2019 | 13.02.2019 | |
| Currency | EUR | EUR | |
| Tranche number | 1 | A1 | A2 |
| Nominal value | 400,000,000 | 380,000,000 | 20,000,000 |
| Collateral | Unconditional and irrevocable guarantee by Hungary | MIGA guarantee and debt issued by Eximbank | Debt issued by Eximbank |
| Rating at issue date | BB+ | AAA | BB+ |
| Rate of interest | 2.125% | 2.125% | 2.125% |
| Last day of first interest period | 15 February 2014 | 15 February 2014 | 15 February 2014 |
| Frequency of interest payment after the first interest period | semi-annually | semi-annually | |
| Timing of interest payment | in advance | in arrear | |

The structure resulted in significant interest savings for the Bank. Eximbank has not repurchased any of its own debt or debt issued by MAEXIM Ltd. since the issue date.

HUNGARIAN EXPORT-IMPORT BANK PLC.

**NOTES TO THE INDIVIDUAL FINANCIAL STATEMENTS
FOR THE YEAR ENDED 31 DECEMBER 2017
(All amounts in HUF million unless otherwise stated)**

NOTE 15. DEBT SECURITIES ISSUED (CONTINUED)

The table below supports an item in cash-flow, namely Foreign exchange (gains) and losses relating to non-operating cash-flows.

| | <u>31.12.2017</u> | <u>31.12.2016</u> |
|---------------------------------|------------------------|---------------------|
| FX of debt securities issued | (34,180) | 6,381 |
| Net foreign exchange difference | 13 | 2 |
| FX on AFS | - | 1 |
| | Note 5 | |
| Total | <u>(34,167)</u> | <u>6,384</u> |

NOTE 16. OTHER LIABILITIES

| | <u>31.12.2017</u> | <u>31.12.2016</u> |
|--------------------------------|---------------------|---------------------|
| MEHIB insurance fee | 1,583 | 1,912 |
| Accrued expenses | 1,961 | 1,229 |
| Accrued revenue | 187 | 268 |
| Other | 944 | 836 |
| Total other liabilities | <u>4,675</u> | <u>4,245</u> |
| Current tax liabilities | <u>175</u> | <u>169</u> |

NOTE 17. SHAREHOLDER'S EQUITY

| | <u>31.12.2017</u> | <u>31.12.2016</u> |
|--------------------------------|-----------------------|-----------------------|
| Share capital | 133,700 | 133,700 |
| Share premium | 400 | 400 |
| Retained earnings | (2,257) | (1,416) |
| Fair value reserve, net of tax | 3,159 | 2,289 |
| Statutory reserves | 10,747 | 9,614 |
| <i>Thereof:</i> | | |
| <i>General reserve</i> | <i>10,747</i> | <i>9,614</i> |
| Reserves | <u>12,049</u> | <u>10,887</u> |
| Total | <u>145,749</u> | <u>144,587</u> |

HUNGARIAN EXPORT-IMPORT BANK PLC.

NOTES TO THE INDIVIDUAL FINANCIAL STATEMENTS FOR THE YEAR ENDED 31 DECEMBER 2017 (All amounts in HUF million unless otherwise stated)

NOTE 17. SHAREHOLDER'S EQUITY (CONTINUED)

As at 31 December 2016 and as at 31 December 2017, the Bank's shareholder was the Hungarian State represented by the Minister of Foreign Affairs and Trade.

As at 31 December 2016, the Bank's share capital was comprised of 17,800 fully paid shares, each with a par value of HUF 5 million. The shares origination of HUF 44,700 million transferred in December 2016 was made formally in February 2017. As at 28 February 2017 and as at 31 December 2017, the Bank's share capital was comprised of 26,740 fully paid shares, each with a par value of HUF 5 million.

The provisions of the Act CCXXXVII of 2013 on Credit Institutions and Financial Enterprises ("Hungarian Banking Act") prescribes that the Bank has to set a general reserve in the amount of 10 % of the current year profit after tax figure, which will be eliminated to cover the future losses. In 2017 the Bank set HUF 462 million (in 2016 HUF 75 million). The general reserve cannot be distributed as dividends.

According to the opportunity included in the Hungarian Banking Act the Bank reclassifies HUF 671 from retained earnings to general reserve in 2017.

NOTE 18. COMMITMENTS AND CONTINGENT LIABILITIES

Under the Act on Eximbank, the Hungarian State also provides a back-to-back statutory guarantee in respect of certain guarantees issued by Eximbank. Eximbank's guarantee portfolio consists of export-credit guarantees, issued primarily to banks and other export-related guarantees (including tender guarantees, advance repayment guarantees, performance guarantees and warranty guarantees), issued primarily to corporate customers.

The Hungarian State's obligations in respect of this back-to-back statutory guarantee are subject to an upper limit set by the annual central budget. According to the 2017 Budget Act, the upper limit remained the same as in 2016, combined HUF 350 billion in respect of Eximbank's export-credit and other export-related guarantees. By government decree, the back-to-back statutory guarantee is also subject to certain conditions, including that any credit agreement over which Eximbank extends a state-backed export-credit guarantee must conform to OECD guidelines.

As at 31 December 2017, HUF 19,623 million of Eximbank's overall guarantee portfolio of HUF 20,993 million was backed by State guarantees.

The remaining 7% of Eximbank's guarantee portfolio (which are guarantees issued at its own risk) related to export-credit guarantees where the underlying loans, due mainly to the nature of the export or tenor, are outside OECD guidelines, and accordingly, outside the statutory guarantee.

HUNGARIAN EXPORT-IMPORT BANK PLC.

**NOTES TO THE INDIVIDUAL FINANCIAL STATEMENTS
FOR THE YEAR ENDED 31 DECEMBER 2017
(All amounts in HUF million unless otherwise stated)**

NOTE 18. COMMITMENTS AND CONTINGENT LIABILITIES (CONTINUED)

Commitments and contingent liabilities as at 31 December 2017 and 31 December 2016 are summarised as follows:

| | 31.12.2017 | 31.12.2016 |
|--|-------------------|-------------------|
| Unutilised part of discount and credit lines | 349,028 | 521,455 |
| Guarantees counter-guaranteed by Hungary | 19,623 | 22,120 |
| Guarantees not counter-guaranteed by Hungary | 1,370 | 2,055 |
| Letter of credit | 216 | 6,472 |
| Total | 370,237 | 552,102 |

Loan commitments constitute undrawn amounts under Eximbank's existing loan agreements. Eximbank's loan commitments primarily relate to its pre-export refinancing products entered into with banks.

Besides what is mentioned in Note 13, there aren't any other assets of the Bank that are pledged as collateral.

The above figures do not contain the remaining unpaid part of the commitments and contributions in respect of Portfolion Regionális Magántőkealap, China-CEE Fund, China-CEE Fund II., IFC FIG Fund, East West VC Fund EuVECA and CCL Kazakhstan "Silk Road" Agriculture Growth Fund there are presented as follows. The payments of the remaining amounts depends on the future investments and down-down request of the fund managers, therefore, they are recognized as commitments as Eximbank is required to pay the remaining contribution upon request.

| Name | Commitments | | |
|---|-------------------------------------|------------------------------------|-------------------------|
| | 31.12.2017 | 31.12.2016 | |
| Portfolion Regionális Magántőkealap | HUF 2,261 million | HUF 2,574 million | Please refer to Note 9. |
| China-CEE Fund | USD 2,224,267 (HUF 575,685 million) | USD 9,186,518 (HUF 2,698 million) | Please refer to Note 5. |
| China-CEE Fund II. | USD 70,000,000 (HUF 18,117 million) | n/a | Please refer to Note 5. |
| IFC FIG Fund | USD 31,688,570 (HUF 8,196 million) | USD 32,433,573 (HUF 9,526 million) | Please refer to Note 5. |
| East West VC Fund EuVECA | EUR 4,455,000 (HUF 1,382 million) | n/a | Please refer to Note 5. |
| Magyar-Kazah Mezőgazdasági Befektetési Alap | USD 9,315,265 (HUF 2,411 million) | USD 19,473,826 | Please refer to Note 5. |

HUNGARIAN EXPORT-IMPORT BANK PLC.

*NOTES TO THE INDIVIDUAL FINANCIAL STATEMENTS
FOR THE YEAR ENDED 31 DECEMBER 2017
(All amounts in HUF million unless otherwise stated)*

NOTE 19. TAXATION

The components of income tax expense for the year ended 31 December 2017 and 31 December 2016 are as follows:

| | <u>31.12.2017</u> | <u>31.12.2016</u> |
|---|--------------------------|-----------------------------|
| Corporate income tax expense | 516 | 71 |
| Local tax expense | 424 | 577 |
| Innovation contribution expense | 64 | 86 |
| Current income tax | <u>1,004</u> | <u>734</u> |
| Deferred tax (income)/expense | (385) | (25) |
| Total income tax | <u><u>619</u></u> | <u><u>709</u></u> |
| Net profit before income tax | <u>912</u> | <u>(398)</u> |
| Effective tax rate after adjustments | <u><u>68%</u></u> | <u><u>(178)%</u></u> |

In 2016 the corporate income tax was 10 % of the positive tax base up to HUF 500 million, thereafter 19%. In 2017 the corporate income tax rate was 9%. The tax base is the net profit before tax – calculated in accordance with the Hungarian accounting rules - modified by certain tax deductible and non-deductible items, as required the local tax law.

In 2016 and 2015, local business tax and innovation contributions are payable 2% and 0.3% respectively on statutory net interest and fee income modified by certain cost elements.

HUNGARIAN EXPORT-IMPORT BANK PLC.

**NOTES TO THE INDIVIDUAL FINANCIAL STATEMENTS
FOR THE YEAR ENDED 31 DECEMBER 2017
(All amounts in HUF million unless otherwise stated)**

NOTE 19. TAXATION (CONTINUED)

Reconciliation of the total tax charge

Reconciliation between the tax expense and the accounting profit multiplied by the Bank's domestic tax rate for the years ended 31 December 2017 and 2016 is as follows:

| | 31.12.2017 | | 31.12.2016 | |
|---|-------------------|----|-------------------|-------|
| Profit (loss) before income tax | 912 | | (398) | |
| Corporate income tax up to MHUF 500 in 2016 | 10% | - | 10% | 50 |
| Corporate income tax from MHUF 500 in 2016 | 19% | - | 19% | (171) |
| Corporate income tax in 2017 | 9% | 82 | | |
| Average tax rate | 9% | 82 | 30% | (121) |
| <i>Adjustments:</i> | | | | |
| Local business tax and innovation contribution | 488 | | 663 | |
| Effect of local tax and innovation contribution on income tax | 44 | | (201) | |
| Tax base increasing items | (14) | | 368 | |
| Total adjustments | 518 | | 830 | |
| Income tax reported in the Statement of Comprehensive Income | 600 | | 709 | |
| Effective tax | 66% | | (178)% | |

HUNGARIAN EXPORT-IMPORT BANK PLC.

*NOTES TO THE INDIVIDUAL FINANCIAL STATEMENTS
FOR THE YEAR ENDED 31 DECEMBER 2017
(All amounts in HUF million unless otherwise stated)*

NOTE 19. TAXATION (CONTINUED)

Deferred tax

The deferred tax included in the statement of financial position and changes recorded in the statement of comprehensive income are as follows:

| | 31 December 2017 | | | | |
|--|---------------------|--------------------------|------------|------------------------------|--|
| | Deferred tax assets | Deferred tax liabilities | Net | Recognised in profit or loss | Recognised in other comprehensive income |
| Impairment allowance for loans and advances to customers | 516 | | 516 | 296 | - |
| Financial instruments held at amortised cost | (59) | | (59) | (12) | - |
| Fair value adjustments of financial instruments at fair value through profit or loss | 65 | | 65 | 216 | - |
| Available-for-sale financial assets | (302) | | (302) | (24) | (394) |
| Investments accounted for using the equity method | - | | - | - | - |
| Other temporary differences | (104) | | (104) | (92) | - |
| | 116 | | 116 | 384 | (394) |

HUNGARIAN EXPORT-IMPORT BANK PLC.

NOTES TO THE INDIVIDUAL FINANCIAL STATEMENTS
FOR THE YEAR ENDED 31 DECEMBER 2017
(All amounts in HUF million unless otherwise stated)

NOTE 19. TAXATION (CONTINUED)

Deferred tax (continued)

| | 31 December 2016 | | | | |
|--|---------------------|--------------------------|--------------|------------------------------|--|
| | Deferred tax assets | Deferred tax liabilities | Net | Recognised in profit or loss | Recognised in other comprehensive income |
| Impairment allowance for loans and advances to customers | - | 220 | 220 | (515) | - |
| Financial instruments held at amortised cost | - | (47) | (47) | 80 | - |
| Fair value adjustments of financial instruments at fair value through profit or loss | - | (151) | (151) | 483 | - |
| Available-for-sale financial assets | - | (138) | (138) | 30 | (254) |
| Investments accounted for using the equity method | - | (32) | (32) | - | (32) |
| Other temporary differences | - | (12) | (12) | (53) | - |
| | - | (160) | (160) | 25 | (286) |

HUNGARIAN EXPORT-IMPORT BANK PLC.

*NOTES TO THE INDIVIDUAL FINANCIAL STATEMENTS
FOR THE YEAR ENDED 31 DECEMBER 2017
(All amounts in HUF million unless otherwise stated)*

NOTE 20. INTEREST INCOME AND INTEREST EXPENSE

| | <u>31.12.2017</u> | <u>31.12.2016</u> |
|---|----------------------|----------------------|
| Interest income: | | |
| Loans and advances to customers | 6,563 | 6,455 |
| Loans and advances to other banks and insurance companies | 1,763 | 1,963 |
| Interest compensation* | 27,087 | 27,336 |
| Securities | 137 | 445 |
| Other | 8 | 32 |
| Total | <u>35,558</u> | <u>36,231</u> |
| Interest expense: | | |
| Loans and deposits from other banks | 3,314 | 3,003 |
| Deposits from companies | 102 | 49 |
| Debt securities issued | 19,009 | 19,942 |
| Total | <u>22,425</u> | <u>22,994</u> |
| Net interest income | <u>13,133</u> | <u>13,237</u> |

* In accordance with the rules and conditions of the Government Decree 85/1998 (V.6.) on the interest compensation system and of the Government Decree 232/2003 (XII.16.) on the tied-aid credits the Bank receives interest compensation from the Hungarian State for special financing facilities. Please refer to Note 3.15.

HUNGARIAN EXPORT-IMPORT BANK PLC.

**NOTES TO THE INDIVIDUAL FINANCIAL STATEMENTS
FOR THE YEAR ENDED 31 DECEMBER 2017
(All amounts in HUF million unless otherwise stated)**

NOTE 21. NET INCOME FROM FEES AND COMMISSIONS

| | <u>31.12.2017</u> | <u>31.12.2016</u> |
|--|---------------------|---------------------|
| Fee and commission income: | | |
| MEHIB insurance fees charged to clients | 411 | 6,917 |
| Guarantees counter-guaranteed by the state | 193 | 241 |
| Guarantees not counter-guaranteed by the state | 21 | 38 |
| Other | 3 | 14 |
| Total | <u>628</u> | <u>7,210</u> |
| Fee and commission expense: | | |
| Insurance fees paid to MEHIB | 433 | 6,757 |
| Guarantees | - | - |
| Other | 916 | 85 |
| Total | <u>1,349</u> | <u>6,842</u> |
| Total | <u>(721)</u> | <u>368</u> |

The functions of the state export credit agency in Hungary are divided between Eximbank and MEHIB. While Eximbank is engaged in the provision of export and export-related financing and export-related guarantees, MEHIB provides export credit insurance to exporters or their banks, including to certain of Eximbank's borrowers.

A significant portion of Eximbank's buyer's credit loans are mandated by the Hungarian State to provide buyer's credit through a system of tied-aid credits based on intergovernmental agreements, with the aim of reaching new markets in developing countries. Tied-aid credits must be disbursed to the Hungarian exporter, and the tied-aid provided by Eximbank incorporates special interest terms and aid in the form of an insurance premium.

In accordance with the rules and conditions of the Government Decree 232/2003 (XII.16.) on the tied-aid credits the Bank receives the total amount of aid (insurance premium) from the Hungarian State in the form of compensation.

Under OECD guidelines, interest charged to borrowers under tied-aid credits must be at least 35% lower than that charged under Eximbank's standard buyer's credit facility.

In accordance with OECD guidelines, MEHIB insurance covers up to 100% of principal and interest amounts under Eximbank's tied-aid credits.

HUNGARIAN EXPORT-IMPORT BANK PLC.

**NOTES TO THE INDIVIDUAL FINANCIAL STATEMENTS
FOR THE YEAR ENDED 31 DECEMBER 2017
(All amounts in HUF million unless otherwise stated)**

NOTE 22. GAINS AND LOSSES FROM TRADING AND INVESTMENT ACTIVITIES, NET

| | 31.12.2017 | 31.12.2016 |
|---|-------------------|-------------------|
| Gain and losses on foreign currency swap deals, net | 1,867 | 2,811 |
| Other foreign currency gains and losses, net | (491) | (1,653) |
| | 1,376 | 1,158 |
| Foreign currency gains and losses, net * | | |
| Available for sale financial assets gains and losses, net | 97 | 111 |
| Other trading gains and losses, net | (8) | (7) |
| | 1,465 | 1,262 |
| Total | 1,465 | 1,262 |

* Also includes the revaluation of financial assets at fair value through profit or loss and financial liabilities at fair value through profit or loss.

NOTE 23. OPERATING EXPENSES

| | 31.12.2017 | 31.12.2016 |
|-----------------------------------|-------------------|-------------------|
| Personnel expenses* | 4,052 | 3,361 |
| Material expenses | 2,655 | 2,194 |
| Special tax of credit institution | - | 1,700 |
| Bank tax** | 623 | 247 |
| Depreciation and amortisation | 524 | 425 |
| Other administration expenses | 326 | 323 |
| Other expenses/ (income), net | (161) | 4 |
| | 8,019 | 8,254 |
| Total | 8,019 | 8,254 |

* The average number of employees in 2017 was 189 (2016: 195).

** The Hungarian Parliament approved an Act in August 2010 which provided a framework for the levying of a “bank tax” on financial institutions. According to this act each financial institution - that already had a closed financial year and related financial statements on 1 July 2010 - would be subject to assessment and payment of the bank tax for 2010. The basis and the rate of the bank tax that is payable differs depending on the type of financial institutions. Tax rates are uniformly based on statutory reported financial data of the reporting entity for the period ended 31 December 2009.

For credit institutions the tax base is adjusted total assets for the year ended 31 December 2009. The tax rate is 0.15% up to HUF 50,000 million and 0.53% above HUF 50,000 million. The bank tax is recorded as an expense in the financial period in which it is legally payable. As the bank tax is payable based on non-net income measures for the year ended 31 December 2009 it does not meet the definition of income tax under IFRS and is therefore presented as an operating expense in the statement of comprehensive income.

HUNGARIAN EXPORT-IMPORT BANK PLC.

**NOTES TO THE INDIVIDUAL FINANCIAL STATEMENTS
FOR THE YEAR ENDED 31 DECEMBER 2017
(All amounts in HUF million unless otherwise stated)**

NOTE 24. COMPONENTS OF OTHER COMPREHENSIVE INCOME

| | <u>31.12.2017</u> | <u>31.12.2016</u> |
|---|-------------------|-------------------|
| <i>Available for sale financial assets</i> | | |
| Gains (losses) arising during the year | 1,265 | 1,375 |
| Investments accounted for using the equity method | | |
| Fair value adjustment | (289) | 219 |
| Other comprehensive income | <u>976</u> | <u>1,594</u> |
| Income tax relating to components | (109) | (81) |
| Other comprehensive income for the year | <u>868</u> | <u>1,513</u> |

All the components of other comprehensive income for the year ended 31 December 2017 and 2016 stated above are items that may be reclassified subsequently to profit or loss.

HUNGARIAN EXPORT-IMPORT BANK PLC.

**NOTES TO THE INDIVIDUAL FINANCIAL STATEMENTS
FOR THE YEAR ENDED 31 DECEMBER 2017
(All amounts in HUF million unless otherwise stated)**

NOTE 25. MATURITY ANALYSIS OF ASSETS AND LIABILITIES

The table below shows an analysis of assets and liabilities analysed according to when they are expected to be recovered or settled.

| As at 31 December 2017 | Within 12 months | After 12 months | Total |
|---|-----------------------------|----------------------------|----------------|
| Assets | | | |
| Cash and cash equivalents | 3,558 | - | 3,558 |
| Available-for-sale financial assets, net of impairment loss | 7,608 | 48,926 | 56,534 |
| Loans and advances to customers, net of impairment losses | 46,643 | 194,680 | 241,323 |
| Loans and advances to other banks and insurance companies, net of impairment losses | 168,863 | 419,323 | 588,186 |
| Financial assets at fair value through profit or loss | 5,394 | 6,252 | 11,646 |
| Investments accounted for using the equity method | - | 17,398 | 17,398 |
| Intangibles, property and equipment, net | - | 2,752 | 2,752 |
| Deferred tax assets | 116 | - | 116 |
| Current tax assets and other assets, net | 4,010 | - | 4,010 |
| Total Assets | 236,192 | 689,331 | 925,523 |
| Liabilities | | | |
| Loans and deposits from other banks and insurance companies | 51,768 | 284,296 | 336,064 |
| Deposits from customers | 9,874 | - | 9,874 |
| Financial liabilities at fair value through profit or loss | - | - | - |
| Debt securities issued | 132,074 | 296,055 | 428,129 |
| Provision for guarantees and contingencies | 857 | - | 857 |
| Other liabilities | 4,712 | 138 | 4,850 |
| Total Liabilities | 199,285 | 580,489 | 779,774 |
| Net | 36,907 | 108,842 | 145,749 |

HUNGARIAN EXPORT-IMPORT BANK PLC.

**NOTES TO THE INDIVIDUAL FINANCIAL STATEMENTS
FOR THE YEAR ENDED 31 DECEMBER 2017
(All amounts in HUF million unless otherwise stated)**

NOTE 25. MATURITY ANALYSIS OF ASSETS AND LIABILITIES (CONTINUED)

| As at 31 December 2016 | Within 12 months | After 12 months | Total |
|---|-----------------------------|----------------------------|----------------|
| Assets | | | |
| Cash and cash equivalents | 707 | - | 707 |
| Available-for-sale financial assets, net of impairment loss | - | 53,470 | 53,470 |
| Loans and advances to customers, net of impairment losses | 39,096 | 204,094 | 243,190 |
| Loans and advances to other banks and insurance companies, net of impairment losses | 179,304 | 394,670 | 573,974 |
| Financial assets at fair value through profit or loss | 3,396 | 33,020 | 36,416 |
| Investments accounted for using the equity method | - | 15,479 | 15,479 |
| Intangibles, property and equipment, net | - | 1,796 | 1,796 |
| Current tax assets and other assets, net | 3,614 | - | 3,614 |
| Total Assets | 226,117 | 702,529 | 928,646 |
| Liabilities | | | |
| Loans and deposits from other banks and insurance companies | 130,839 | 181,413 | 312,252 |
| Deposits from customers | 28,619 | - | 28,619 |
| Financial liabilities at fair value through profit or loss | - | - | - |
| Debt securities issued | 23,326 | 414,560 | 437,886 |
| Provision for guarantees and contingencies | 728 | - | 728 |
| Deferred tax liabilities | 160 | - | 160 |
| Other liabilities | 4,216 | 198 | 4,414 |
| Total Liabilities | 187,888 | 596,171 | 784,059 |
| Net | 38,229 | 106,358 | 144,587 |

HUNGARIAN EXPORT-IMPORT BANK PLC.

NOTES TO THE INDIVIDUAL FINANCIAL STATEMENTS FOR THE YEAR ENDED 31 DECEMBER 2017 *(All amounts in HUF million unless otherwise stated)*

NOTE 26. RELATED PARTY TRANSACTIONS

26.1 Management and employees

Loans to employees of the Bank amounted to HUF 210 million and HUF 183 million as at 31 December 2017 and 31 December 2016, respectively. As at 31 December 2016 and as at 31 December 2017 there was not any loan granted to the management.

The remuneration of the Board of Directors and the Supervisory Board amended to HUF 63 million in 2017 (2016: HUF 54 million). There are no share-based payments to the Boards or the key management personnel.

The remuneration of the key management personnel amounted to HUF 164 million and HUF 166 million in 2017 and 2016, respectively. The remuneration of the management includes the termination benefits paid to the management, which amounted to HUF 22 million in 2016 and HUF 26 million in 2017.

26.2 Companies

The exerciser of shareholders' rights is the Minister of Foreign Affairs and Trade from 6 June 2014.

Eximbank, as state owned company, applies the exemption allowed by IAS 24.25-27. Hungarian Development Bank is considered to be a significant as therefore, are presented here.

All transactions with the Hungarian Development Bank Ltd. ("MFB") as one of the most significant related party, owned by the Hungarian State and MFB's subsidiaries, associates and jointly controlled entities and other state-owned companies are conducted at market rates. MEHIB is also solely owned by the Hungarian State like the Bank since May 2012.

Eximbank has an investment in a joint venture, in Portfolion Regionális Magántőkealap, which is a private equity fund. The Bank's contribution to the share capital is 50% as at 31 December 2017. For further information please refer to Note 9.

Eximbank has two investments in associates, in EXIM Növekedési Magántőkealap and in EXIM Exportösztönző Magántőkealap. The Bank's contribution to the share capital is 100% as at 31 December 2017. For further information please refer to Note 9.

Balances with related party companies as at 31 December 2017, representing 7.88% of total assets – excluding investment in joint ventures and associates - (as at 31 December 2016: 8.64%), 7.15% of total liabilities (as at 31 December 2016: 6.97%) and 4.69% of total commitments and contingent liabilities (as at 31 December 2016: 5.28%) are presented below:

HUNGARIAN EXPORT-IMPORT BANK PLC.

NOTES TO THE INDIVIDUAL FINANCIAL STATEMENTS
FOR THE YEAR ENDED 31 DECEMBER 2017
(All amounts in HUF million unless otherwise stated)

NOTE 26. RELATED PARTY TRANSACTIONS (CONTINUED)

| | 31.12.2017 | 31.12.2016 |
|---|---------------|---------------|
| Balances with other related parties | 577 | 74 |
| Cash, due from banks and balances with the National Bank of Hungary | 577 | 74 |
| Hungarian Government bonds | 40,132 | 41,477 |
| Total available for sale financial assets to related parties | 40,132 | 41,477 |
| Loans to other related parties incl. interest receivable | 25,999 | 29,121 |
| Receivable against the State from interest compensation systems | 5,384 | 7,105 |
| Total loans and advances to related parties, net of impairment losses | 31,383 | 36,226 |
| Foreign currency swap with other related parties | 88 | 29 |
| Total financial assets at fair value to related parties | 88 | 29 |
| Accrued income and receivable from the State in respect of tied-aid credits | 599 | 1,912 |
| Accrued income from other related parties | 363 | 527 |
| Total other assets | 962 | 2,439 |
| Total Assets | 73,142 | 80,245 |
| Loans and deposits from other related parties incl. accrued interest payables | 53,701 | 47,842 |
| Total loans and deposits from related parties | 53,701 | 47,842 |
| Foreign currency swap with other related parties | - | - |
| Total financial liabilities at fair value to related parties | - | - |
| Other liabilities to other related parties | 1,583 | 1,912 |
| Accrued expense against other related parties related to cost sharing | 706 | 969 |
| Total other liabilities to related parties | 2,289 | 2,881 |
| Total Liabilities | 55,990 | 50,723 |
| Guarantees provided on behalf of other state-owned company | - | - |
| Other commitments and contingent liabilities | 17,377 | 29,148 |
| Total commitments and contingent liabilities | 17,377 | 29,148 |
| Foreign exchange swaps | 88 | 29 |

HUNGARIAN EXPORT-IMPORT BANK PLC.

*NOTES TO THE INDIVIDUAL FINANCIAL STATEMENTS
FOR THE YEAR ENDED 31 DECEMBER 2017
(All amounts in HUF million unless otherwise stated)*

NOTE 26. RELATED PARTY TRANSACTIONS (CONTINUED)

| | <u>31.12.2017</u> | <u>31.12.2016</u> |
|--|-------------------|-------------------|
| Interest income: | | |
| State interest compensation | 27,087 | 27,336 |
| Accounts receivable against the State | - | - |
| Hungarian discounted treasury bills, discounted bonds issued by NBH and Hungarian Government bonds | 97 | 450 |
| Loans and short-term placements to other related parties | 202 | 176 |
| Total | <u>27,386</u> | <u>27,962</u> |
| Interest expense: | | |
| Loans and deposits from other related parties | 66 | 147 |
| Total | <u>66</u> | <u>147</u> |
| Fee and commission expense: | | |
| Insurance fees paid to MEHIB | 433 | 6,757 |
| Total | <u>433</u> | <u>6,757</u> |
| Net interest income and net income from fees and commissions | <u>26,887</u> | <u>21,058</u> |
| Operating income/(expenses): | | |
| Hungarian State: refund of insurance fees of tied-aid credits | 65 | 2,624 |
| Hungarian State: refund of contribution to IFC Trust Fund | - | 2,079 |
| Net operating income from MEHIB and MFB's subsidiaries | (166) | 329 |
| Net income/(expense) related to sharing personal type expenditures | 564 | (313) |
| Total | <u>463</u> | <u>4,719</u> |

HUNGARIAN EXPORT-IMPORT BANK PLC.

**NOTES TO THE INDIVIDUAL FINANCIAL STATEMENTS
FOR THE YEAR ENDED 31 DECEMBER 2017
(All amounts in HUF million unless otherwise stated)**

NOTE 26. RELATED PARTY TRANSACTIONS (CONTINUED)

As a result of closer organizational cooperation between Eximbank and MEHIB (majority of the employees including CEO and deputy CEOs are employed by both Eximbank and MEHIB since 2012) on 4 November 2012 the two companies concluded an agreement according to which Eximbank and MEHIB agreed on sharing and accounting of costs incurred in connection with closer organizational cooperation. The agreement was modified several times.

According to the agreement the following costs are shared between the two companies:

- 1) costs related to commonly used fixed assets
- 2) personal type expenditures of employees employed by both Eximbank and MEHIB
- 3) other personal type expenditures
- 4) intermediary services
- 5) material type expenditures and other administration expenses

Effects of the cost sharing to the Bank's profit and loss in 2016 and in 2017 are the following:

- 1) Commonly used fixed assets:

| Income and (expense) related to commonly used fixed assets | | 31.12.2017 | 31.12.2016 |
|--|------------------|-------------------|-------------------|
| a) Asset usage/rental fee invoiced by the Bank to MEHIB | – Other income | 98 | 107 |
| b) Asset usage fee/ rental invoiced by MEHIB to the Bank | – Other expenses | (47) | (31) |

- 2) Personnel type expenditures: jointly employed employees

| Income and (expense) related to sharing personal type expenditures | | 31.12.2017 | 31.12.2016 |
|--|---|-------------------|-------------------|
| a) Personnel type expenditures invoiced by the Bank to MEHIB | – Personal type expenditures (cost decreasing item) | 595 | 671 |
| b) Personnel type expenditures invoiced by MEHIB to the Bank | – Personal type expenditures | (31) | (984) |

- 3) Other personal type expenditures

| Income and (expense) related to sharing other personal type expenditures | | 31.12.2017 | 31.12.2016 |
|--|---------------------------------|-------------------|-------------------|
| a) Personal type expenditures invoiced by the Bank to MEHIB | – Other income | 54 | 87 |
| b) Personal type expenditures invoiced by MEHIB to the Bank | – Other administration expenses | (65) | (29) |

HUNGARIAN EXPORT-IMPORT BANK PLC.

**NOTES TO THE INDIVIDUAL FINANCIAL STATEMENTS
FOR THE YEAR ENDED 31 DECEMBER 2017**

(All amounts in HUF million unless otherwise stated)

NOTE 26. RELATED PARTY TRANSACTIONS (CONTINUED)

4) Intermediary services

| Income and (expense) related to sharing intermediary services | | 31.12.2017 | 31.12.2016 |
|---|------------------|-------------------|-------------------|
| a) Expenses invoiced by the Bank to MEHIB | – Other income | 64 | 112 |
| b) Expenses incurred by MEHIB and invoiced to the Bank | – Other expenses | (157) | (176) |

5) Material type expenditures and other administration expenses

| Income and (expense) related to sharing material type expenditures and other administration expenses | | 31.12.2017 | 31.12.2016 |
|--|------------------|-------------------|-------------------|
| a) Expenses invoiced by the Bank to MEHIB | – Other income | 210 | 272 |
| b) Expenses incurred by MEHIB and invoiced to the Bank | – Other expenses | (359) | (50) |

NOTE 27. CONTRACTUAL MATURITIES OF UNDISCOUNTED CASH FLOWS OF FINANCIAL ASSETS AND LIABILITIES

The table below summarises the maturity profile of the undiscounted cash flows of the Bank's financial assets and liabilities as at 31 December 2017 and 2016. In case of non-derivative financial assets and liabilities the undiscounted cash flows include estimated interest payments. Trading derivatives are shown at fair value in a separate column. For further information about maturity of them please refer to Note 8.

Repayments which are subject to notice are treated as if notice were to be given immediately.

For contingent liabilities and commitments the maximum amount of them are allocated to the earliest period in which they could be called. However unrecognised loan commitments are not all expected to be drawn down immediately.

As part of the management of liquidity risk arising from financial liabilities, the Bank holds liquid assets comprising cash and cash equivalents. In addition the Bank maintains agreed lines of credit with other banks amounted to HUF 75,179 million as at 31 December 2017 and HUF 58,487 million as at 31 December 2016.

HUNGARIAN EXPORT-IMPORT BANK PLC.

NOTES TO THE INDIVIDUAL FINANCIAL STATEMENTS
FOR THE YEAR ENDED 31 DECEMBER 2017
(All amounts in HUF million unless otherwise stated)

NOTE 27. CONTRACTUAL MATURITIES OF UNDISCOUNTED CASH FLOWS OF FINANCIAL ASSETS AND LIABILITIES (CONTINUED)

| As at 31 December 2017 | Carrying amount | Gross nominal inflow / outflow* | Trading derivatives** | Up to 1 months | 1-3 months | 3 months to 1 year | 1-5 years | Over 5 years |
|---|-----------------|---------------------------------|-----------------------|----------------|------------------|--------------------|----------------|----------------|
| Cash, due from banks and balances with National Bank of Hungary | 3,558 | 3,558 | - | 3,558 | - | - | - | - |
| Available-for sale financial assets | 56,534 | 58,951 | - | - | - | 7,605 | 32,685 | 18,661 |
| Loans and advances to customers, net of impairment losses | 241,323 | 285,862 | - | 17,147 | 4,548 | 36,123 | 128,202 | 99,842 |
| Loans and advances to other banks, net of impairment losses | 588,186 | 595,115 | - | 13,917 | 21,225 | 137,827 | 380,996 | 41,150 |
| Financial assets at fair value through profit or loss | 11,646 | 11,646 | 11,646 | - | - | - | - | - |
| <i>Foreign exchange contracts</i> | 168 | 168 | 168 | - | - | - | - | - |
| <i>Gross currency interest rate swaps</i> | 11,478 | 11,478 | 11,478 | - | - | - | - | - |
| Investments accounted for using the equity method | 17,398 | 17,398 | - | - | - | - | - | 17,398 |
| Other financial assets | 4,188 | 4,188 | - | 4,188 | - | - | - | - |
| Financial assets | 922,833 | 976,718 | 11,646 | 38,810 | 25,773 | 181,555 | 541,883 | 177,051 |
| Loans and deposits from other banks | 336,064 | 350,016 | - | 27,442 | 10,535 | 16,954 | 184,587 | 110,498 |
| Deposits from customers | 9,874 | 9,887 | - | - | 1,578 | 8,309 | - | - |
| Financial liabilities at fair value through profit or loss | - | - | - | - | - | - | - | - |
| <i>Foreign exchange contracts</i> | - | - | - | - | - | - | - | - |
| Debt securities issued | 428,129 | 447,815 | - | 2,588 | 134,287 | 5,450 | 305,490 | - |
| Other financial liabilities | 4,496 | 4,496 | - | 4,496 | - | - | - | - |
| Financial liabilities | 778,563 | 812,214 | - | 34,526 | 146,400 | 30,713 | 490,077 | 110,498 |
| Liquidity (deficiency)/excess | 144,270 | 164,504 | 11,646 | 4,284 | (120,627) | 150,842 | 51,806 | 66,553 |
| Unutilised loan commitments | - | 349,028 | - | 349,028 | - | - | - | - |
| Financial guarantee contracts | - | 20,993 | - | 20,993 | - | - | - | - |
| Letter of credit | - | 216 | - | 216 | - | - | - | - |

*Gross amount without impairment,

**FV at the date of the statement of financial position, for CFs please refer to Note 8

HUNGARIAN EXPORT-IMPORT BANK PLC.

NOTES TO THE INDIVIDUAL FINANCIAL STATEMENTS
FOR THE YEAR ENDED 31 DECEMBER 2017
(All amounts in HUF million unless otherwise stated)

NOTE 27. CONTRACTUAL MATURITIES OF UNDISCOUNTED CASH FLOWS OF FINANCIAL ASSETS AND LIABILITIES (CONTINUED)

| As at 31 December 2016 | Carrying amount | Gross nominal inflow / outflow* | Trading derivatives** | Up to 1 months | 1-3 months | 3 months to 1 year | 1- 5 years | Over 5 years |
|---|-----------------|---------------------------------|-----------------------|-----------------|-----------------|--------------------|-----------------|----------------|
| Cash, due from banks and balances with National Bank of Hungary | 707 | 707 | - | 707 | - | - | - | - |
| Available-for sale financial assets | 53,470 | 54,867 | - | - | - | 1,637 | 40,290 | 12,940 |
| Loans and advances to customers, net of impairment losses | 243,190 | 289,667 | - | 10,442 | 4,131 | 36,320 | 130,617 | 108,157 |
| Loans and advances to other banks, net of impairment losses | 573,974 | 578,516 | - | 16,476 | 22,095 | 142,300 | 369,530 | 28,115 |
| Financial assets at fair value through profit or loss | 36,416 | 36,416 | 36,416 | - | - | - | - | - |
| <i>Foreign exchange contracts</i> | 275 | 275 | 275 | - | - | - | - | - |
| <i>Cross currency interest rate swaps</i> | 36,141 | 36,141 | 36,141 | - | - | - | - | - |
| Investments accounted for using the equity method | 15,479 | 15,479 | - | - | - | - | - | 15,479 |
| Other financial assets | 2,738 | 2,738 | - | 2,738 | - | - | - | - |
| Financial assets | 925,974 | 978,390 | 36,416 | 30,363 | 26,226 | 180,257 | 540,437 | 164,691 |
| Loans and deposits from other banks | 312,252 | 318,581 | - | 44,388 | 24,745 | 63,566 | 185,158 | 724 |
| Deposits from customers | 28,619 | 28,630 | - | 13,478 | 15,152 | - | - | - |
| Financial liabilities at fair value through profit or loss | - | - | - | - | - | - | - | - |
| <i>Foreign exchange contracts</i> | - | - | - | - | - | - | - | - |
| Debt securities issued | 437,886 | 479,046 | - | 2,937 | 5,360 | 31,625 | 439,123 | - |
| Other financial liabilities | 4,098 | 4,098 | - | 4,098 | - | - | - | - |
| Financial liabilities | 782,855 | 830,355 | - | 64,901 | 45,257 | 95,191 | 624,281 | 724 |
| Liquidity (deficiency)/excess | 143,119 | 148,035 | 36,416 | (34,538) | (19,031) | 85,066 | (83,844) | 163,967 |
| Unutilised loan commitments | - | 521,455 | - | 521,455 | - | - | - | - |
| Financial guarantee contracts | - | 24,175 | - | 24,175 | - | - | - | - |
| Letter of credit | - | 6,472 | - | 6,472 | - | - | - | - |

*Gross amount without impairment,

**TV at the date of the statement of financial position, or CFs please refer to Note 8

HUNGARIAN EXPORT-IMPORT BANK PLC.

NOTES TO THE INDIVIDUAL FINANCIAL STATEMENTS FOR THE YEAR ENDED 31 DECEMBER 2017 (All amounts in HUF million unless otherwise stated)

NOTE 28. FINANCIAL RISK MANAGEMENT

Risk management activity of Eximbank is determined by its specific role and position in the Hungarian economy. The Bank's ultimate owner is the state with a 100% direct shareholding and it operates under the governance of the Minister of Foreign Affairs and Trade. The Bank is a credit institution and its primary task is to promote Hungarian exporters on external markets.

In order to mitigate the risk of open positions the Bank holds assets with low credit risk exclusively and does not deal with futures or options. The security portfolio consists primarily of Hungarian government bonds held for the purposes of liquidity management and maintaining a liquidity reserve. Eximbank neither speculates on the stock exchange nor buys derivatives for speculative reasons. Eximbank enters into currency swap transactions intended to hedge foreign exchange risks.

The Bank's policies for managing interest rate, credit, foreign currency exchange risk and liquidity risk are reviewed regularly by the Asset and Liability Committee (ALCO), Credit Committee and the Board of Directors. The policies are summarised as follows:

Risk management policies

The Bank is exposed to interest rate, liquidity and foreign currency exchange risk, while the most significant risk is the credit risk. Risk management is carried out by the Risk Management Department under policies approved by ALCO, the Credit Committee and the Board of Directors. These principles are determined within the prescriptions established by the National Bank of Hungary. The Asset and Liability Committee, the Credit Committee and the Board of Directors are responsible for review of risk management and control environment. The risk profile is assessed before concluding a transaction, which is authorised by the appropriate level of seniority within the Bank. The service pattern reflects the entire process of exporting, and the risk is shared with commercial banks. The specific character of the credit risk can mostly be detected by differentiating by product and consumer categories.

Risk strategy and risk profile

The Bank's risk strategy includes the exploration, identification and separation of risks, furthermore the assessment of the risk level and weight of them. The risk identification process gives a detailed specification of risk categories concerning the Bank's regular course of business and economic environment. The first dimension of the risks is the type (according to the ICAAP guide book) and the second one is the bank-specific aspect of the services and products. The overall risk level of an individual risk category is determined by the risk assessment of the appropriate risk type weighted by its significance in line with Eximbank's operational characteristics. Most of the weighted rates point to the fact that the majority of the risks are low or represent moderate risk level. The risk profile report takes into consideration the extent of the exposure and the seriousness of the risk. This method gives us a general overview about the Bank's risk profile and an opportunity to perform continuous monitoring activity. The level of credit risk is moderate, since the credit portfolio consists of products with lower risk level: products carrying risk exposure to domestic banks, counter-guarantees of state. The aggregated country risk components seem to be at a very low risk level at first sight, which can be explained by the excess weight of domestic risk taking. Furthermore, the foreign positions are backed with insurance.

HUNGARIAN EXPORT-IMPORT BANK PLC.

**NOTES TO THE INDIVIDUAL FINANCIAL STATEMENTS
FOR THE YEAR ENDED 31 DECEMBER 2017
(All amounts in HUF million unless otherwise stated)**

NOTE 28. FINANCIAL RISK MANAGEMENT (CONTINUED)

28.1. Credit risk

Management of credit risk, credit rating systems

The Bank manages and controls credit risk by setting limits on the amount of risk it is willing to accept for clients, counterparties and for country concentrations, and by monitoring exposures in relation to such limits. The exposure to any one borrower is further restricted by sub-limits for different maturity and transaction type. The credit risk management is based on a client rating system, which applies different essentials for financial institutions and for corporate clients. The rating system takes into account the business activity, financial position, probability of default of domestic corporates, market position, management, organisation and its role in the given business sector. Both the on- and off-balance sheet items (loans, guarantees) are subject to quarterly classification requirements. The key factors of the rating are:

1. Consumer/counterparty rating
2. Country risk
3. Collateral
4. Number of past due days

As Eximbank's business focus is on emerging market countries, it is usual to make risk assessment based on the Bank's own internal rating model. Eximbank also builds up business partnerships with some local emerging market banks that are not essentially rated by international rating agencies. Eximbank uses a 7 scale internal rating system for banks. The tables below contain credit exposures to banks grouped by the internal rating categories by nominal amount as at 31 December 2016 and 31 December 2017:

| Bank's internal rating | Rating definition | 31.12.2017 | 31.12.2016 |
|---------------------------------------|--|-------------------|-------------------|
| 1 | Banks with extremely good financial conditions, and/or high possibility of efficient external support. | 147,789 | - |
| 2 | Banks with good financial conditions, and/or possibility of substantial access to external support. | 282,365 | 177,491 |
| 3 | Banks with above average financial performance, and/or appropriate access to external support. | 63,703 | 253,121 |
| 4 | Banks with medium grade financial performance, and/or limited access to external support. | 82,273 | 84,126 |
| 5 | Banks with bellow average financial performance, and/or limited access to external support. | 12,644 | 53,334 |
| 6 | Banks with weak financial performance without any possible external support. | 441 | 242 |
| 7 | Banks with very weak financial performance and/or that are effectively in default. | 463 | 507 |
| Total | | 589,678 | 568,821 |

HUNGARIAN EXPORT-IMPORT BANK PLC.

**NOTES TO THE INDIVIDUAL FINANCIAL STATEMENTS
FOR THE YEAR ENDED 31 DECEMBER 2017
(All amounts in HUF million unless otherwise stated)**

NOTE 28. FINANCIAL RISK MANAGEMENT (CONTINUED)

28.1. Credit risk (continued)

Global limits for banks are divided into sublimits:

- credit sublimit
- guarantee sublimit
- money market sublimit and
- trading sublimit

Trading sublimit is used for derivative transactions with a 20% weight on face value. As a result derivative positions affect 20% of global limit.

Regarding customers, Eximbank uses a 7 grade scale classification system for corporates, where 1 represents the lowest risk and 7 represents the highest risk. Beyond client risk classification loan quality analysis takes collateral into consideration as well as it is shown below by nominal amount as at 31 December 2017.

| Customer's internal rating | Levels of collateral supporting claims | | | |
|----------------------------|--|---------------|----------------|----------------|
| | less than 50% | 50%-70% | more than 70% | Total |
| 1 | 8,833 | 2,384 | 512 | 11,729 |
| 2 | 4,813 | 1,507 | 5,036 | 11,356 |
| 3 | 12,014 | 837 | 1,789 | 14,640 |
| 4 | 15,837 | 1,891 | 66,423 | 84,151 |
| 5 | 6,169 | 2,050 | 35,731 | 43,950 |
| 6 | 31,998 | 20,120 | 11,596 | 63,714 |
| 7 | 15,983 | 207 | 7,405 | 23,595 |
| Total | 95,647 | 28,996 | 128,492 | 253,135 |

HUNGARIAN EXPORT-IMPORT BANK PLC.

NOTES TO THE INDIVIDUAL FINANCIAL STATEMENTS FOR THE YEAR ENDED 31 DECEMBER 2017 (All amounts in HUF million unless otherwise stated)

NOTE 28. FINANCIAL RISK MANAGEMENT (CONTINUED)

28.1. Credit risk (continued)

The table above does not contain the balances with the Hungarian State from interest compensation systems and the loan receivable that relates to purchases of Hungarian Government bonds. For further information please refer to Note 6.

According to the Bank internal policy in 2016, all classified outstanding and off-balance sheet items had to be categorised into 5 categories.

Eximbank does not apply credit risk assessment process on an aggregated basis, as a consequence all of the items affected by credit risk are evaluated individually. Impairment rate for each item is derived from the estimated value of loss offset by the estimated recoveries with reference to the value of the credit risk exposure (using a discounted cash-flow model). The risk categories of the relevant items in 2016 were as follows:

| Risk category | Definition |
|----------------------|---|
| Low-fair risk | Probability of loss is extremely low |
| Watch list | Probability of loss is low but possible in the medium term |
| Substandard | Non-payment risk is above average but net estimated loss is under 30% |
| Doubtful | Past due obligations with more than 90 days default, with a collateral coverage between 30%-70% |
| Loss | Non performing items with extremely low recovery expectations (under 30% collateral rate) |

The above method meets the requirements of Hungarian accounting standards and regulations, as well. There is also credit risk in off-balance sheet financial instruments, such as non-government backed guarantees. These risks are mitigated by the same control processes and policies as loans and the state-backed guarantees are also evaluated by the same method as the ones issued on the own risk of the Bank.

Due to some changes in relevant regulations in the Hungarian legal system in 2017 Eximbank implemented some significant changes in its loan classification methodology. Under the new rules Eximbank applies performing and non-performing categories based on CRR and MNB regulations.

The non-performing category shall be considered when either or both of the following have taken place:

- the obligor is past due more than 90 days
- expectedly the debtor can not meet to its obligation on a timely basis
- impaired exposures
- the Bank initiated a liquidation or enforcement proceeding to recover the customer's obligation
- the client has initiated liquidation or bankruptcy proceedings against itself in order to avoid or postpone its obligations to the Bank
- a bank guarantee issued by Eximbank has been drawn down
- restructuring, which results in a significant decrease in financial liabilities
- the loan agreement has been terminated
- workouts or legal proceedings (liquidation, bankruptcy, execution).

HUNGARIAN EXPORT-IMPORT BANK PLC.

NOTES TO THE INDIVIDUAL FINANCIAL STATEMENTS
FOR THE YEAR ENDED 31 DECEMBER 2017
(All amounts in HUF million unless otherwise stated)

NOTE 28. FINANCIAL RISK MANAGEMENT (CONTINUED)

28.1. Credit risk (continued)

Exposure to credit risk

The Bank's exposure to credit risk at the reporting date is shown below:

| | Loans and advances to banks and insurance companies | | Loans and advances to customers | |
|---------------------------------------|---|----------------|------------------------------------|----------------|
| | 31.12.2017 | 31.12.2016 | 31.12.2017 | 31.12.2016 |
| Loans with renegotiated terms: | | | | |
| Gross amount | 324 | 367 | 9,803 | 7,668 |
| Allowance for impairment | (324) | 367 | (4,269) | (2,664) |
| Carrying amount | - | - | 5,534 | 5,004 |
| Individually impaired: | | | | |
| Watch list | - | - | - | 34,086 |
| Substandard | - | - | - | - |
| Doubtful | - | - | - | 7,271 |
| Loss | - | 147 | - | 5,254 |
| Performing | - | - | 2,141 | - |
| Non-performing | 470 | - | 22,350 | - |
| Gross amount | 470 | 147 | 24,491 | 46,611 |
| Allowance for impairment | (146) | (147) | (9,333) | (10,797) |
| Carrying amount | 324 | - | 15,158 | 35,814 |
| Past due but not impaired: | - | 200 | 958 | 3,224 |
| Neither past due nor impaired: | 588,112 | 574,089 | 225,682 | 201,863 |
| Allowance for impairment | | | | |
| Individual | 470 | 514 | 13,576 | 13,461 |
| Collective | 250 | 315 | 6,034 | 2,714 |
| Total allowance for impairment | 720 | 829 | 19,610 | 16,175 |
| Total carrying amount | 588,186 | 573,974 | 241,323 | 243,190 |

At 31 December 2017, *Financial assets at fair value through profit or loss* with a carrying value of HUF 11,646 million (as at 31 December 2016: 36,416 million), *Cash, due from banks and balances with National Bank of Hungary* with a carrying value of HUF 3,558 million (as at 31 December 2016: HUF 707 million) and *Available-for-sale financial assets* with a carrying value of HUF 40,144 million (as at 31 December 2016: HUF 41,489 million) are neither past due nor impaired. However investments among available-for-sale financial assets are individually impaired (Note 5).

HUNGARIAN EXPORT-IMPORT BANK PLC.

**NOTES TO THE INDIVIDUAL FINANCIAL STATEMENTS
FOR THE YEAR ENDED 31 DECEMBER 2017
(All amounts in HUF million unless otherwise stated)**

NOTE 28. FINANCIAL RISK MANAGEMENT (CONTINUED)

28.1. Credit risk (continued)

Loans with renegotiated terms

A loan is labelled as renegotiated when restructuring activities, including extended payment agreements, modification and deferral of payments are applied.

Write-off policy

Bad loans are not written off against the related provisions until the conclusion of the liquidation process or until considered to be legally uncollectible as set out under statutory regulations. Subsequent recoveries are credited to profit or loss if previously written off.

Collateral

The Bank actively uses collateral and guarantee to reduce its credit risk. In order to minimise the credit loss, the Bank seeks additional collateral from the consumer, like for instance charges over accounts receivable. Most of the guarantees issued by the Eximbank are state-backed instruments.

The functions of the state export credit agency in Hungary are divided between Eximbank and Hungarian Export Credit Insurance Ltd. (MEHIB) which were both established by the Eximbank Act. MEHIB provides export credit insurance to exporters or their banks, including to certain of Eximbank's borrowers. Eximbank and MEHIB currently share the same management.

Eximbank benefits from export credit insurance policies sold to its customers by MEHIB with respect to its buyer's credit and discounting portfolios.

The majority of Eximbank's loans granted to entities resident outside are insured by MEHIB, and these insurances are also state-backed.

Where a MEHIB-insured loan is non-performing, MEHIB continues to make interest and principal payments including delinquent payments according to the terms agreed by the original borrower up to its coverage amount. Under the 2017 Budget Act, MEHIB can underwrite export credit insurance up to a limit of HUF 600 billion with a direct state guarantee.

HUNGARIAN EXPORT-IMPORT BANK PLC.

NOTES TO THE INDIVIDUAL FINANCIAL STATEMENTS
FOR THE YEAR ENDED 31 DECEMBER 2017
(All amounts in HUF million unless otherwise stated)

NOTE 28. FINANCIAL RISK MANAGEMENT (CONTINUED)

28.1. Credit risk (continued)

An estimate of fair value of collateral and other security enhancements held against financial assets is shown below:

| | Loans and advances to banks and insurance companies | | Loans and advances to customers | |
|--|---|----------------|------------------------------------|----------------|
| | 31.12.2017 | 31.12.2016 | 31.12.2017 | 31.12.2016 |
| Against individually impaired: | | | | |
| Insured by MEHIB | - | - | - | 6,519 |
| Cash Collateral | - | - | 7 | 6 |
| Bank guarantees | - | - | - | 0 |
| Property | - | - | 332 | 4,139 |
| Other | - | - | 255 | 1,896 |
| Against past due but not impaired: | | | | |
| Insured by MEHIB | - | - | 88 | 43 |
| Cash Collateral | - | - | 1 | 9 |
| Bank guarantees | - | - | - | - |
| Property | - | - | 273 | 421 |
| Other | - | - | 18 | 832 |
| Against neither past due nor impaired: | | | | |
| Insured by MEHIB | 6,761 | 7,646 | 91,263 | 84,317 |
| Cash Collateral | - | - | 417 | 311 |
| Bank guarantees | 10,421 | 7,262 | - | 16,173 |
| Property | - | - | 31,254 | 30,078 |
| Other | 151,830 | 134,030 | 28,961 | 21,385 |
| Against accounts with renegotiated terms: | | | | |
| Insured by MEHIB | - | - | 293 | 511 |
| Cash Collateral | - | - | - | 22 |
| Bank guarantees | - | - | - | 972 |
| Property | - | - | 3,209 | 619 |
| Other | - | - | 1,009 | 938 |
| Total | 169,012 | 148,938 | 157,380 | 169,191 |

As Eximbank's business focus is mainly on promoting export activity of Hungarian enterprises with different kinds of credit facilities and guarantees, many functions of the usual commercial banking treasury activity remains in the background. As a consequence Eximbank's treasury does not make derivative transactions with speculative intentions, but operates only on the FX swap market so as to cover open FX positions between assets and liabilities. The main risk mitigation technique for eliminating the inherent credit risk in FX swaps is the use of FX trading limits that should be allocated only for the highest quality western banks.

HUNGARIAN EXPORT-IMPORT BANK PLC.

NOTES TO THE INDIVIDUAL FINANCIAL STATEMENTS FOR THE YEAR ENDED 31 DECEMBER 2017 (All amounts in HUF million unless otherwise stated)

NOTE 28. FINANCIAL RISK MANAGEMENT (CONTINUED)

28.2. Liquidity risk

Liquidity risk is the risk that the Bank will be unable to meet its payment obligations when they fall due under normal and stress circumstances. The liquidity management process is carried out and monitored by the Treasury Department, and it is also responsible for calculating the liquidity reserve. The Treasury monitors balance sheet liquidity ratios against internal and regulatory requirements and reports unmatched items in the maturity structure to the Asset and Liability Committee (ALCO). The ALCO sets limits on the maximum amount of liquidity gap in the percentage of the balance-sheet footing, which are controlled by the Risk Management and Controlling Department.

The maturity analysis table set out in Note 27 shows the undiscounted, gross nominal cash in- and outflows on the Bank's non-derivative financial liabilities, the related total expected undiscounted interest cash-flows up to the date of maturity when they are due and the issued financial guarantee contracts on the basis of their earliest possible maturity. Trading derivatives are shown at fair value in a separate column. The gross nominal inflow / (outflow) disclosed in the table is the remaining contractual, undiscounted cash flow on the non-derivative financial liability and the issued financial guarantees.

The maturity analysis table shows gross nominal in- and out-cash flows of both the financial assets and the financial liabilities.

The Bank considers maturity gap significant if the cash outflow becomes due 180 days earlier than it is defined in the corresponding loan agreement irrespectively of the extent of the amount. During year 2017 and also 2016 there were not any significant maturity gaps.

Loans borrowed from domestic and foreign banks and the global medium-term notes issued in December 2012, in October 2013, in October 2014, in July and in October 2017 are secured by the general guarantee of the Government of Hungary as defined in the Act on the Budget of Hungary with respect to the maximum amount of guarantee. Some loan agreements define maturity extension option in favour of the Bank. Termination of short term money market deals is not possible due to its market characteristic. Based on the legal background of the Bank and its experiences, Eximbank reckons the probability of the premature termination of funds as extremely low. There is a limited liquidity risk regarding the state backed bank guarantees issued by the Bank, which are 93% of the total guarantee portfolio of the Bank, as state backed bank guarantees can be paid after the total amount received from the State Budget. It is possible to terminate the unutilized loan commitments based on the 'Material Adverse Changes Clause' defined in all loan agreements, which can mitigate the liquidity risk if necessary.

Under the Act on Eximbank, the Hungarian State is liable, as absolute guarantor, for the fulfilment of Eximbank's obligations to pay principal and interest arising from its borrowings, including debt instruments issued by Eximbank, loans from Hungarian and foreign credit institutions and Eximbank's payment obligations arising from the replacement costs of foreign exchange and interest rate swap transactions (together called: "Funding Guarantee").

HUNGARIAN EXPORT-IMPORT BANK PLC.

NOTES TO THE INDIVIDUAL FINANCIAL STATEMENTS FOR THE YEAR ENDED 31 DECEMBER 2017 (All amounts in HUF million unless otherwise stated)

NOTE 28. FINANCIAL RISK MANAGEMENT (CONTINUED)

28.2. Liquidity risk

The Hungarian State's obligations to Eximbank in respect of the Funding Guarantee are subject to an upper limit set by the annual budget. Under the 2017 Budget Act, the upper limit of the Funding Guarantee is currently HUF 1,200 billion. As at 31 December 2017, Eximbank had total amounts drawn, or available to be drawn but undrawn, under the Funding Guarantee (calculated as Eximbank's balance sheet liabilities plus the amount yet undrawn under the Medium Term Note Programme) of HUF 738.5 billion, representing approximately 61.54% of the HUF 1,200 billion upper limit (as at 31 December 2016: 76.9 %).

The Hungarian State does not charge any fee in respect of the Funding Guarantee. In accordance with Hungarian law, if Eximbank fails to perform any of its payment obligations which are guaranteed by the Hungarian State, creditors may seek to recover directly from the Hungarian State by filing a petition with the minister responsible for public finances without first seeking to recover from Eximbank.

The Funding for Growth scheme NBH loans are secured – as required by NBH – over government bonds and trade receivables with a carrying amount of HUF 3,079 million.

28.3. Market risk

Eximbank does not undertake speculative positions.

In 2016 and in 2017 according to Article 351 of EU Regulations 575/2013 capital requirement was not generated.

The following table shows the capital requirement covering risks from the trading book as at 31 December 2017 and 2016:

| | <u>31.12.2017</u> | <u>31.12.2016</u> |
|--|-------------------|-------------------|
| Capital requirement of the trading book | - | - |
| Solvency margin | <u>178,564</u> | <u>147,970</u> |
| Capital requirement of the trading book as a percentage of solvency margin | <u>-</u> | <u>-</u> |

HUNGARIAN EXPORT-IMPORT BANK PLC.

NOTES TO THE INDIVIDUAL FINANCIAL STATEMENTS FOR THE YEAR ENDED 31 DECEMBER 2017 (All amounts in HUF million unless otherwise stated)

NOTE 28. FINANCIAL RISK MANAGEMENT (CONTINUED)

28.3.1. Interest rate risk

Interest rate risk is the current or prospective risk to both the Bank's earnings and capital from adverse movements in interest rates. The Bank measures the interest rate risk in the banking book under re-pricing of the loans, furthermore using gap analysis shows the assets and liabilities at different re-pricing dates. Besides the re-pricing risk and shifts in the yield curve the Bank also faces basis risk and inherent risk in banking products. One of the most important elements of government support for exporters through Eximbank is the interest equalisation system that largely reduces interest rate risk occurs in Eximbank's operation. That kind of interest rate compensation system, covers the risk arising from fixed interest-bearing assets compared to floating and fixed rate funds with a certain amount approved by the Parliament for a one year period in the budgetary law.

Where Eximbank provides loans based on OECD criteria in the form of medium- to long-term credit at favourable fixed interest rates, the Hungarian state provides Eximbank with periodic interest equalisation payments.

Under the 2017 Budget Act, interest equalisation payments are budgeted at HUF 25 billion; however, the actual amounts paid could be higher than the budgeted amount due to the fact that this budget item is considered to be an "open-ended appropriation" in the sense that additional amounts may be provided if interest equalisation requirements total more HUF 25 billion in a given year. Regarding the high volume of interest equalisation requirements that exceeded the original 25 billion budget line, in October 2017 an additional HUF 4 billion amount was approved for interest equalisation purposes by the Government of Hungary.

The Hungarian state will also provide interest equalisation payments to Eximbank for loans with a maturity below two years, based on EU rules for setting off the reference and discount rates.

Under the interest equalisation programme, the amount of interest compensation provided by the Hungarian state is determined by the difference between (i) the interest rate paid by the borrower and (ii) the sum of Eximbank's funding costs, operating expenses and the applicable risk premium, as agreed with the representative of the Ministry for National Economy.

Eximbank receives the interest equalisation payment after applying to the Hungarian state within 15 days of the end of each quarter, and the payment for that quarter is received by Eximbank within 30 days of the application.

In addition to receiving payments from the Hungarian state under the interest equalisation programme, Eximbank receives a form of interest support with respect to tied-aid credits. Interest support payments for tied-aid credits are made based on a slightly different cost base than under the interest equalisation programme.

All other loans provided by Eximbank (i.e., loans that are not covered by the interest equalisation and interest support programmes) are variable rate and are priced by reference to LIBOR/EURIBOR/Budapest Interbank Offering Rate ("BUBOR") according to Eximbank's average costs. Interest equalisation and support are intended to promote stability and sustainability for Eximbank, and contribute to interest risk. However, the level of interest equalisation and support provided by the Hungarian state is also intended to hold Eximbank's profit at or near zero for loans covered by these programmes, reflecting Eximbank's role as an instrument of economic policy for the Hungarian state rather than as a traditional profit-oriented bank.

HUNGARIAN EXPORT-IMPORT BANK PLC.

**NOTES TO THE INDIVIDUAL FINANCIAL STATEMENTS
FOR THE YEAR ENDED 31 DECEMBER 2017
(All amounts in HUF million unless otherwise stated)**

NOTE 28. FINANCIAL RISK MANAGEMENT (CONTINUED)

28.3.1. Interest rate risk (continued)

At the reporting date the interest rate profile of the Bank's interest-bearing financial instruments was as follows:

| | 31.12.2017 | 31.12.2016 |
|--|-------------------|-------------------|
| Fixed rate financial instruments | | |
| Financial assets | 59,020 | 82,040 |
| Financial liabilities | 573,922 | 517,610 |
| Total fixed rate instruments | 632,942 | 599,650 |
| Variable rate financial instruments | | |
| Financial assets | 12,949 | 11,758 |
| Financial liabilities | 200,145 | 261,147 |
| Total variable rate instruments | 213,094 | 272,905 |
| Financial assets under interest compensation system | 784,440 | 777,323 |
| Tied-aid credits | 28,436 | 24,690 |

Financial assets under interest compensation system and tied-aid credits are fixed rate or zero interest-bearing financial instruments in case of some tied-aid credits in the clients' point of view, however the Bank receives interest compensation on these assets from the Hungarian State. The interest compensation is quarterly calculated and due, based on the weighted average of the daily balances.

Net interest rate risk is assessed using a static gap model regarding parallel shift for the entire statement of financial position calculated by VAR based estimation of changes of interest rates of different currencies in a three month term. The VAR based estimation of decrease in the market interest rates using a confidence level of 99 % would affect negatively the net interest income for the next twelve months by HUF 847 million (it was HUF 171 million in previous year). The calculation assumes that other conditions (including foreign exchange rates) are unchanged during the period. The magnitude of changes in interest rates are: EUR: 0.65%; USD: 0.22%; HUF: 0.02%). Needs of capital requirement in respect of interest rate risk are calculated with duration gap methodology based on a basis point value model regarding VAR of changes in interest rates. Stress test is used for monitoring interest rate risks monthly.

HUNGARIAN EXPORT-IMPORT BANK PLC.

**NOTES TO THE INDIVIDUAL FINANCIAL STATEMENTS
FOR THE YEAR ENDED 31 DECEMBER 2017
(All amounts in HUF million unless otherwise stated)**

NOTE 28. FINANCIAL RISK MANAGEMENT (CONTINUED)

28.3.2. Foreign currency risk

The Bank takes on exposure to the effects of fluctuations in the prevailing foreign currency exchange rates on its financial position and cash flows. The ALCO also sets limits to the level of exposure by currency and in aggregate both for overnight and intra-day positions, which are monitored and reported daily. Furthermore, calculating foreign currency exchange risk conforms to the norms of the standard method. The Bank's overall open foreign currency position cannot exceed HUF 1,100 million. The Bank manages its foreign currency risk and position based on its financial position kept calculated in accordance with Hungarian accounting regulation and rules. Eximbank does not speculate on the FX market and opens FX positions within the frameworks of highly restricted rules. Foreign currency positions are subject to stress test to ensure that the Bank would withstand an extreme market event.

Foreign currency exposure and foreign currency risk as at 31 December 2017 are as follows:

| | EUR | USD | GBP | RUB | RSD | TRY |
|---|----------------|------------------|------------|------------|------------|------------|
| Foreign currency assets: | | | | | | |
| Loans and advances to customers, net of impairment losses | 141,570 | 63,489 | | | - | - |
| Loans and advances to other banks and insurance companies, net of impairment losses | 424,348 | 74,310 | | | - | - |
| Other | 326 | 16,375 | 3 | 1 | 4 | |
| Total foreign currency assets | 566,244 | 154,174 | 3 | 1 | 4 | |
| Total foreign currency liabilities | 395,454 | 312,179 | | | - | - |
| Foreign currency assets and liabilities, net | 170,790 | (158,005) | 3 | 1 | 4 | - |
| Effect of derivatives | (147,894) | 158,760 | | | - | - |
| Net exposure | 22,896 | 755 | 3 | 1 | 4 | - |

HUNGARIAN EXPORT-IMPORT BANK PLC.

**NOTES TO THE INDIVIDUAL FINANCIAL STATEMENTS
FOR THE YEAR ENDED 31 DECEMBER 2017
(All amounts in HUF million unless otherwise stated)**

NOTE 28. FINANCIAL RISK MANAGEMENT (CONTINUED)

28.3.2. Foreign currency risk (continued)

Foreign currency exposure and foreign currency risk as at 31 December 2016 are as follows:

| | EUR | USD | RSD | TRY |
|---|----------------|------------------|------------|------------|
| Foreign currency assets: | | | | |
| Loans and advances to customers, net of impairment losses | 149,813 | 65,208 | - | - |
| Loans and advances to other banks and insurance companies, net of impairment losses | 432,204 | 75,593 | - | - |
| Other | 402 | 12,234 | 3 | 1 |
| Total foreign currency assets | 582,419 | 153,035 | 3 | 1 |
| Total foreign currency liabilities | 398,601 | 324,240 | - | - |
| Foreign currency assets and liabilities, net | 183,818 | (171,205) | 3 | 1 |
| Effect of derivatives | (157,445) | 169,753 | - | - |
| Net exposure | 26,373 | (1,452) | 3 | 1 |

HUNGARIAN EXPORT-IMPORT BANK PLC.

**NOTES TO THE INDIVIDUAL FINANCIAL STATEMENTS
FOR THE YEAR ENDED 31 DECEMBER 2017
(All amounts in HUF million unless otherwise stated)**

NOTE 28. FINANCIAL RISK MANAGEMENT (CONTINUED)

28.3.2. Foreign currency risk (continued)

The Bank's net currency exposure was subject to a stress test examining how it would react to extreme exchange rates. The following tables show the change in the Bank's net foreign currency exposure at the extreme currency situations explained above compared with the actual exposure as at 31 December 2017 and as at 31 December 2016 resulting in profit or loss. In equity there is no foreign currency position, therefore the effect of an extreme change in exchange rates on equity cannot be examined. The calculation assumes that other conditions are unchanged during the period.

Extreme foreign currency risk calculation as at 31 December 2017

| | EUR | USD | Total |
|--|--------------|--------------|--------------|
| Foreign currency exchange rate as at 31 December 2017 | 310.14 | 258.82 | |
| Exchange rates at strong HUF (minimum of historical rates in 2017) | 302.84 | 252.77 | |
| Effect on profit or (loss) | (375) | (184) | (559) |
| Exchange rates at weak HUF (maximum of historical rates in 2017) | 314.62 | 297.38 | |
| Effect on profit or (loss) | 230 | 780 | 1,009 |
| Effect on OCI | 1 | 390 | 392 |

Extreme foreign currency risk calculation as at 31 December 2016

| | EUR | USD | Total |
|--|--------------|----------------|----------------|
| Foreign currency exchange rate as at 31 December 2016 | 311.02 | 293.69 | |
| Exchange rates at strong HUF (minimum of historical rates in 2016) | 304.28 | 268.52 | |
| Effect on profit or (loss) | (307) | (1,176) | (1,484) |
| Exchange rates at weak HUF (maximum of historical rates in 2016) | 317.97 | 299.71 | |
| Effect on profit or (loss) | 316 | 235 | 551 |
| Effect on OCI | 1 | 46 | 47 |

HUNGARIAN EXPORT-IMPORT BANK PLC.

NOTES TO THE INDIVIDUAL FINANCIAL STATEMENTS FOR THE YEAR ENDED 31 DECEMBER 2017 (All amounts in HUF million unless otherwise stated)

NOTE 28. FINANCIAL RISK MANAGEMENT (CONTINUED)

28.4. Capital management

In 2017, the requirement of the “Regulation (EU) no 575/2013 of the European Parliament and of the Council of 26 June 2013 on prudential requirements for credit institutions and investment firms and amending Regulation (EU) No 648/2012 (ie. CRR)” were met. Measures on own funds are laid down in Part Two of CRR. Capital requirements are kept according to Part Three.

A subordinated loan in the amount of EUR 100 million granted by MFB matured at September 2017 has been extended for 7 years. That supplementary capital instrument can be taken into account in the solvency capital for a total of two years (more than HUF 30 billion). In maturity of the 5-year amortization period, from September 2019 until the expiration date of 12 September 2024, the supplementary capital instrument shall be taken into account an amortized value in the solvency capital, as laid down in Article 92 of CRR.

In line with the referred provisions, the amount of the supplementary capital is to be considered as a positive component of the guarantee capital of Eximbank. The amount of the long-term liability arising from the loan agreement is HUF 31,014 million as at 31 December 2017, and HUF 4,343 million as at 31 December 2016, respectively.

The Bank fulfilled the legal and prudential requirements in 2017 and in 2016. The capital adequacy ratio has always significantly exceeded the 8 percent required by the law as stated above.

The provision of capital handling is controlled by the National Bank of Hungary.

| | <u>31.12.2017</u> | <u>31.12.2016</u> |
|---|-------------------|-------------------|
| Core capital | 147,550 | 143,627 |
| Supplementary capital | 31,014 | 4,343 |
| Solvency capital | <u>178,564</u> | <u>147,970</u> |
| Total risk-weighted exposure to credit risk | 907,133 | 864,308 |
| Total risk exposure amount for operational risk | 30,278 | 20,871 |
| Total risk exposure amount | <u>937,411</u> | <u>885,179</u> |
| Solvency ratio | <u>19.05%</u> | <u>16.72%</u> |

HUNGARIAN EXPORT-IMPORT BANK PLC.

NOTES TO THE INDIVIDUAL FINANCIAL STATEMENTS
FOR THE YEAR ENDED 31 DECEMBER 2017
(All amounts in HUF million unless otherwise stated)

NOTE 29. GEOGRAPHICAL INFORMATION

Concentration of assets and liabilities by geographical areas as at 31 December 2017

| | Hungary | EU Members | Non-EU European Countries | Other Countries | Total |
|--|----------------|----------------|---------------------------|-----------------|----------------|
| Cash, due from banks and balances with NBH | 3,373 | 92 | 5 | 88 | 3,558 |
| Available-for-sale financial assets | 40,144 | 11,238 | - | 5,152 | 56,534 |
| Loans and advances to customers, net of impairment losses | 149,894 | 497 | 8,738 | 82,194 | 241,323 |
| Loans and advances to other banks and insurance companies net of impairment losses | 581,046 | - | 6,905 | 235 | 588,186 |
| Financial assets at fair value through profit or loss | 4,093 | 7,553 | - | - | 11,646 |
| Investments accounted for using the equity method | 17,398 | - | - | - | 17,398 |
| Intangibles, property and equipment, net | 2,752 | - | - | - | 2,752 |
| Deferred tax assets | 116 | - | - | - | 116 |
| Current tax- and other assets | 3,991 | 18 | 1 | - | 4,010 |
| Total Assets | 802,807 | 19,398 | 15,649 | 87,669 | 925,523 |
| Loans and deposits from other banks | 125,402 | 210,662 | - | - | 336,064 |
| Deposits from customers | 9,874 | - | - | - | 9,874 |
| Financial liabilities at fair value through profit or loss | - | - | - | - | - |
| Debt securities issued | 45,411 | 119,594 | - | 263,124 | 428,129 |
| Other liabilities incl. provision | 5,548 | - | 159 | - | 5,707 |
| Total Liabilities | 186,235 | 330,256 | 159 | 263,124 | 779,774 |
| Share capital | 133,700 | - | - | - | 133,700 |
| Reserves | 12,049 | - | - | - | 12,049 |
| Total Shareholder's Equity | 145,749 | | | | 145,749 |
| Total Liabilities and Equity | 331,984 | 330,256 | 159 | 263,124 | 925,523 |
| Off-balance sheet financial instruments | | | | | |
| Unutilised part of credit lines | 327,642 | - | 3,210 | 18,176 | 349,028 |
| Guarantees insured by the state | 15,164 | - | 4,459 | - | 19,623 |
| Guarantees not counter-guaranteed by the state | 1,052 | - | 235 | 83 | 1,370 |
| Letter of Credit | - | 182 | - | 34 | 216 |
| Funds | - | 5,719 | - | 14,673 | 20,392 |
| Total | 343,858 | 5,901 | 7,904 | 32,966 | 390,629 |

* Bonds issued in December 2012 and in October 2014 are actively traded on London Stock Exchange and on OTC markets. The Bank has no detailed information about the breakdown of investors by geographical segments as at 31 December 2016. As a result the Bank classified debt securities issued into Other Countries segment. Bonds issued in October 2013 were wholly subscribed by MAEXIM Ltd incorporated in Ireland.

HUNGARIAN EXPORT-IMPORT BANK PLC.

**NOTES TO THE INDIVIDUAL FINANCIAL STATEMENTS
FOR THE YEAR ENDED 31 DECEMBER 2017
(All amounts in HUF million unless otherwise stated)**

NOTE 29. GEOGRAPHICAL INFORMATION (CONTINUED)

Concentration of assets and liabilities by geographical areas as at 31 December 2016

| | Hungary | EU Members | Non-EU European Countries | Other Countries | Total |
|--|----------------|----------------|---------------------------------|--------------------|----------------|
| Cash, due from banks and balances with NBH | 169 | 246 | 4 | 288 | 707 |
| Available-for-sale financial assets | 41,489 | 7,522 | - | 4,459 | 53,470 |
| Loans and advances to customers, net of impairment losses | 151,517 | 103 | 9,689 | 81,881 | 243,190 |
| Loans and advances to other banks and insurance companies net of impairment losses | 565,865 | - | 7,711 | 398 | 573,974 |
| Financial assets at fair value through profit or loss | 14,116 | 22,300 | - | - | 36,416 |
| Investments accounted for using the equity method | 15,479 | - | - | - | 15,479 |
| Intangibles, property and equipment, net | 1,796 | - | - | - | 1,796 |
| Current tax- and other assets | 3,588 | 22 | 1 | 3 | 3,614 |
| Total Assets | 794,019 | 30,193 | 17,405 | 87,029 | 928,646 |
| Loans and deposits from other banks | 168,887 | 112,070 | 31,295 | - | 312,252 |
| Deposits from customers | 28,619 | - | - | - | 28,619 |
| Financial liabilities at fair value through profit or loss | - | - | - | - | - |
| Debt securities issued | 23,327 | 297,883 | - | 116,676 | 437,886 |
| Other liabilities incl. provision | 4,923 | - | 219 | - | 5,142 |
| Deferred tax liability | 160 | - | - | - | 160 |
| Total Liabilities | 225,916 | 409,953 | 31,514 | 116,676 | 784,059 |
| Share capital | 133,700 | - | - | - | 133,700 |
| Reserves | 10,887 | - | - | - | 10,887 |
| Total Shareholder's Equity | 144,587 | - | - | - | 144,587 |
| Total Liabilities and Equity | 370,503 | 409,953 | 31,514 | 116,676 | 928,646 |
| Off-balance sheet financial instruments | | | | | |
| Unutilised part of credit lines | 484,550 | 3,602 | 3,919 | 29,384 | 521,455 |
| Guarantees insured by the state | 17,061 | - | 5,059 | - | 22,120 |
| Guarantees not counter- guaranteed by the state | 1,779 | - | 266 | 10 | 2,055 |
| Letter of Credit | 4,601 | 918 | - | 953 | 6,472 |
| Funds | - | 8,417 | - | 9,526 | 17,943 |
| Total | 507,991 | 12,937 | 9,244 | 39,873 | 570,045 |

* Bonds issued in December 2012 and in October 2014 are actively traded on London Stock Exchange and on OTC markets. The Bank has no detailed information about the breakdown of investors by geographical segments as at 31 December 2015. As a result the Bank classified debt securities issued into Other Countries segment. Bonds issued in October 2013 were wholly subscribed by MAEXIM Ltd incorporated in Ireland.

HUNGARIAN EXPORT-IMPORT BANK PLC.

**NOTES TO THE INDIVIDUAL FINANCIAL STATEMENTS
FOR THE YEAR ENDED 31 DECEMBER 2017
(All amounts in HUF million unless otherwise stated)**

NOTE 29. GEOGRAPHICAL INFORMATION (CONTINUED)

Segmented revenue by geographical areas for the year ended 31 December 2017

| | Hungary | EU Members | Non-EU European Countries | Other Countries | Total |
|---|----------------|-----------------------|--|----------------------------|---------------|
| Interest income: | | | | | |
| Loans to customers | 4,594 | 3 | 262 | 1,704 | 6,563 |
| Loans and advances to other banks and insurance companies | 1,430 | 7 | 328 | 6 | 1,771 |
| Interest compensation system | 27,087 | | | | 27,087 |
| Securities | 97 | | | 40 | 137 |
| Total interest income | 33,208 | 10 | 590 | 1,750 | 35,558 |
| Income from fees and commissions: | | | | | |
| Guarantees counter- guaranteed by the state | 188 | | 5 | | 193 |
| Insurance fees devolved by MEHIB | 17 | | | 394 | 411 |
| Guarantees not counter- guaranteed by the state | 20 | | | 1 | 21 |
| Other | | 1 | | 2 | 3 |
| Total income from fees and commissions | 225 | 1 | 5 | 397 | 628 |
| Total income | 33,433 | 11 | 595 | 2,147 | 36,186 |

HUNGARIAN EXPORT-IMPORT BANK PLC.

**NOTES TO THE INDIVIDUAL FINANCIAL STATEMENTS
FOR THE YEAR ENDED 31 DECEMBER 2017
(All amounts in HUF million unless otherwise stated)**

NOTE 29. GEOGRAPHICAL INFORMATION (CONTINUED)

Segmented revenue by geographical areas for the year ended 31 December 2016

| | Hungary | EU Members | Non-EU European Countries | Other Countries | Total |
|---|---------------|---------------|---------------------------------|--------------------|---------------|
| Interest income: | | | | | |
| Loans to customers | 6,210 | 4 | 43 | 198 | 6,455 |
| Loans and advances to other banks and insurance companies | 1,637 | 2 | 351 | 5 | 1,995 |
| Interest compensation system | 27,336 | - | - | - | 27,336 |
| Securities | 440 | - | - | 5 | 445 |
| Total interest income | 35,623 | 6 | 394 | 208 | 36,231 |
| Income from fees and commissions: | | | | | |
| Guarantees counter- guaranteed by the state | 191 | - | 50 | - | 241 |
| Insurance fees devolved by MEHIB | 11 | 15 | 17 | 6,874 | 6,917 |
| Guarantees not counter- guaranteed by the state | 35 | - | 3 | - | 38 |
| Other | 1 | 1 | - | 12 | 14 |
| Total income from fees and commissions | 238 | 16 | 70 | 6,886 | 7,210 |
| Total income | 35,861 | 22 | 464 | 7,094 | 43,441 |

No revenue from transactions with a single external customer or counterparty amounted to 10% or more of the Bank's total revenue in 2017 or 2016 excluding the Hungarian State. For details please refer to Note 26.

HUNGARIAN EXPORT-IMPORT BANK PLC.

NOTES TO THE INDIVIDUAL FINANCIAL STATEMENTS FOR THE YEAR ENDED 31 DECEMBER 2017 (All amounts in HUF million unless otherwise stated)

NOTE 30. EVENTS AFTER THE REPORTING DATE

There were no events after the reporting date that would have a significant effect on figures in the financial statements for year 2017. Non-adjusting events after the reporting date are not material.

NOTE 31. USE OF ESTIMATES AND JUDGEMENTS

Management discusses with the Supervisory Board the development, selection and disclosure of the Bank's critical accounting policies and estimates, and the application of these policies and estimates.

These disclosures supplement the commentary on financial risk management (see Note 28.).

Key sources of estimation uncertainty

Allowances for credit losses

Assets measured at amortised cost are tested for impairment on a regular basis according to the accounting policy of the Bank.

The specific counterparty component of the total allowances for impairment applies to financial assets tested individually for impairment and is based upon management's best estimate of the present value of the future cash flows that are expected to be received. In estimating these cash flows, management makes judgements about the counterparty's financial situation and the net realisable value of any underlying collateral. Each impaired asset is assessed on its merits, and the workout strategy and estimate of cash flows considered recoverable are independently approved by the Credit Risk function.

Impairment of available-for-sale financial assets

Investments in available-for-sale securities are considered to be impaired if their carrying amount is greater than the estimated recoverable amount assessed at each balance sheet date on the basis of objective evidence such as significant financial difficulty of the issuer, actual breaches of contracts, high probability of bankruptcy or other financial reorganization of the issuer. Impairment losses on available-for-sale securities are recognised by transferring the cumulative loss that has been recognised in other comprehensive income, and presented in the fair value reserve in equity, to profit or loss. The cumulative loss that is removed from other comprehensive income and recognised in profit or loss is the difference between the acquisition cost, net of any principal repayment and amortisation, and the current fair value, less any impairment loss previously recognised in profit or loss.

If, in a subsequent period, the fair value of an impaired available-for-sale debt security increases and the increase can be related objectively to an event occurring after the impairment loss was recognised in profit or loss, then the impairment loss is reversed, with the amount of the reversal recognised in profit or loss. However, any subsequent recovery in the fair value of an impaired available-for-sale equity instrument is recognised in other comprehensive income.

Provisions

In connection with recognition and measurement of provisions and contingencies the key assumptions are the likelihood and magnitude of an outflow of resources.

HUNGARIAN EXPORT-IMPORT BANK PLC.

NOTES TO THE INDIVIDUAL FINANCIAL STATEMENTS FOR THE YEAR ENDED 31 DECEMBER 2017 (All amounts in HUF million unless otherwise stated)

NOTE 31. USE OF ESTIMATES AND JUDGEMENTS

Determining fair values

The determination of fair value for financial assets and liabilities for which there is no observable market price requires the use of valuation techniques as described in accounting policy. For financial instruments that are traded infrequently and have little price transparency, fair value is less objective, and requires varying degrees of judgement depending on liquidity, concentration, uncertainty of market factors, pricing assumptions and other risks affecting the specific instrument. See also "Valuation of financial instruments" below.

Critical accounting judgements in applying the Bank's accounting policies

Critical accounting judgements made in applying the Bank's accounting policies include:

Determination of influence level for investments

However the Bank's contribution to the share capital of EXIM Növekedési Magántőkealap and EXIM Exportösztönző Magántőkealap is 100%, the Bank does not have a control, but significant influence over them. Significant influence is the power to participate in the financial and operating policy decisions of the investee, Eximbank does have the power to minority participation in the investment policy decisions of the fund only but is not control or joint control of those policies. Eximbank's interest in the Funds is accounted for using the equity method in accordance with *IAS 28 Investments in Associates and Joint Ventures*.

Eximbank does not have a significant influence in the Kazakh Hungarian Investment Fund as it does not have the power to participate in the financial and operating policy decisions of the fund, nor does it have representatives in the respective investment decision-making bodies of the fund. Eximbank's representation is limited to objecting to whether a proposed investment's beneficial owners are suitable counterparties.

NOTE 32. FINANCIAL INSTRUMENTS CARRIED AT FAIR VALUE

A number of the Bank's accounting policies and disclosures require the determination of fair value for financial assets and liabilities. Fair values have been determined for measurement and / or disclosure purposes based on the following methods.

All financial instruments are recognised initially at fair value. In the normal course of business, the fair value of a financial instrument on initial recognition is the transaction price (that is, the fair value of the consideration given or received).

Subsequent to initial recognition, the fair value of financial instruments that are quoted in active markets are measured at fair value based on bid prices for assets held and ask prices for liabilities issued. When independent prices are not available, fair value is determined by using valuation techniques which refer to observable market data. These include comparison with similar instruments where market observable prices exist, discounted cash flow analysis, and other valuation techniques commonly used by market participants.

For financial instruments, fair value may be determined in whole or in part using valuation techniques based on assumptions that are not supported by prices from current market transactions or observable market data.

HUNGARIAN EXPORT-IMPORT BANK PLC.

NOTES TO THE INDIVIDUAL FINANCIAL STATEMENTS
FOR THE YEAR ENDED 31 DECEMBER 2017
(All amounts in HUF million unless otherwise stated)

NOTE 32. FINANCIAL INSTRUMENTS CARRIED AT FAIR VALUE
(CONTINUED)

The Bank measures fair value using the following hierarchy of methods:

- Level 1: unadjusted quoted prices in active markets for identical assets and liabilities;
- Level 2: inputs other than quoted prices included within Level 1 that are observable for the asset or the liability, either directly (i.e. as prices) or indirectly (i.e. derived from prices);
- Level 3: inputs for the asset or liability that are not based on observable market data (unobservable inputs).

The Bank has no such financial instruments the fair value of which is determined using significant unobservable inputs (Level 3).

The table below analyses financial instruments carried at fair value, by valuation method:

| 31 December 2017 | Level 1 | Level 2 | Total |
|---|----------------|----------------|--------------|
| <i>Financial assets at fair value through profit or loss</i> | | | |
| Derivative instruments | - | 11,646 | 11,646 |
| Available-for-sale financial assets | 56,534 | - | 56,534 |
| <i>Financial liabilities at fair value through profit or loss</i> | | | |
| Derivative instruments | - | - | - |
| 31 December 2016 | Level 1 | Level 2 | Total |
| <i>Financial assets at fair value through profit or loss</i> | | | |
| Derivative instruments | - | 36,416 | 36,416 |
| Available-for-sale financial assets | 53,470 | - | 53,470 |
| <i>Financial liabilities at fair value through profit or loss</i> | | | |
| Derivative instruments | - | - | - |

There have been no transfers between Level 1 and Level 2 of the fair value hierarchy.

HUNGARIAN EXPORT-IMPORT BANK PLC.

*NOTES TO THE INDIVIDUAL FINANCIAL STATEMENTS
FOR THE YEAR ENDED 31 DECEMBER 2017
(All amounts in HUF million unless otherwise stated)*

**NOTE 32. FINANCIAL INSTRUMENTS CARRIED AT FAIR VALUE
(CONTINUED)**

Valuation techniques

Level 1:

- The fair value of Hungarian Government bonds are determined based on observable market prices published by Government Debt Management Agency Private Ltd (ÁKK Zrt.).
- The fair value of investments in private equity funds is determined the net asset value presented by the investment fund managements.

Level 2:

- The foreign currency swaps are measured based on observable spot exchange rates, the yield curves of the respective currencies as well as the currency basis spreads between the respective currencies.
- The fair value of short term bonds issued by National Bank of Hungary and short term Treasury bills is determined using the discounted cash flow model based observable yield curves available on observable market published by ÁKK Zrt.

HUNGARIAN EXPORT-IMPORT BANK PLC.

**NOTES TO THE INDIVIDUAL FINANCIAL STATEMENTS
FOR THE YEAR ENDED 31 DECEMBER 2017**
(All amounts in HUF million unless otherwise stated)

NOTE 33. ACCOUNTING CLASSIFICATIONS AND FAIR VALUES

The estimated fair values disclosed below are designated to an approximate price that would be received to sell an asset or paid to transfer a liability in an orderly transaction between market participants at the measurement date in the principal or, in its absence, the most advantageous market to which the Bank has access at that date. However, many of the financial instruments have no active market and therefore, fair values are based on estimates using net present value and other valuation techniques, which are significantly affected by the assumptions used concerning the amount and timing of the estimated future cash flows and discount rates, which reflect varying degrees of risk. Furthermore, due to the use of subjective judgement and uncertainties, the aggregate fair value amounts should not be interpreted as being realisable in an immediate settlement of the instruments. As at 31 December 2017, the fair values of the Eximbank's financial assets and liabilities were as follows:

| | Trading | Loans and receivables | Available-for-sale | Other | Carrying amount | Fair value including CF from interest compensation |
|--|---------------|-----------------------|--------------------|----------------|-----------------|--|
| Cash and cash equivalents | - | 3,558 | - | - | 3,558 | 3,558 |
| Available-for-sale financial assets | - | - | 56,534 | - | 56,534 | 56,534 |
| Loans and advances to customers | - | 241,323 | - | - | 241,323 | 240,881 |
| Loans and advances to other banks and insurance companies | - | 588,186 | - | - | 588,186 | 600,034 |
| Financial assets at fair value through profit or loss | 11,646 | - | - | - | 11,646 | 11,646 |
| Other financial assets | - | - | - | 4,188 | 4,188 | 4,188 |
| Total | 11,646 | 833,067 | 56,534 | 4,188 | 905,435 | 916,841 |
| Loans and deposits from other banks | - | 336,064 | - | - | 336,064 | 341,216 |
| Deposits from customers | - | 9,874 | - | - | 9,874 | 9,846 |
| Financial liabilities at fair value through profit or loss | - | - | - | - | - | - |
| Debt securities issued | - | - | - | 428,129 | 428,129 | 439,285 |
| Other financial liabilities | - | - | - | 4,496 | 4,496 | 4,496 |
| Total | - | 345,938 | - | 432,625 | 778,563 | 794,843 |

**NOTE 33. ACCOUNTING CLASSIFICATIONS AND FAIR VALUES
(CONTINUED)**

HUNGARIAN EXPORT-IMPORT BANK PLC.

**NOTES TO THE INDIVIDUAL FINANCIAL STATEMENTS
FOR THE YEAR ENDED 31 DECEMBER 2017
(All amounts in HUF million unless otherwise stated)**

As at 31 December 2016, the fair values of the Eximbank's financial assets and liabilities were as follows:

| | Trading | Loans and receivables | Available-for-sale | Other | Carrying amount | Fair value including CF from interest compensation |
|--|---------------|-----------------------|--------------------|----------------|-----------------|--|
| Cash and cash equivalents | - | 707 | - | - | 707 | 707 |
| Available-for-sale financial assets | - | - | 53,470 | - | 53,470 | 53,470 |
| Loans and advances to customers | - | 243,190 | - | - | 243,190 | 253,392 |
| Loans and advances to other banks and insurance companies | - | 573,974 | - | - | 573,190 | 576,000 |
| Financial assets at fair value through profit or loss | 36,416 | - | - | - | 36,416 | 36,416 |
| Other financial assets | - | - | - | 2,738 | 2,738 | 2,738 |
| Total | 36,416 | 817,871 | 53,470 | 2,738 | 910,495 | 922,723 |
| Loans and deposits from other banks | - | 312,252 | - | - | 312,252 | 315,440 |
| Deposits from customers | - | 28,619 | - | - | 28,619 | 28,625 |
| Financial liabilities at fair value through profit or loss | - | - | - | - | - | - |
| Debt securities issued | - | - | - | 437,886 | 437,886 | 461,194 |
| Other financial liabilities | - | - | - | 4,098 | 4,098 | 4,098 |
| Total | - | 340,871 | - | 441,984 | 782,855 | 809,357 |

HUNGARIAN EXPORT-IMPORT BANK PLC.

NOTES TO THE INDIVIDUAL FINANCIAL STATEMENTS FOR THE YEAR ENDED 31 DECEMBER 2017 (All amounts in HUF million unless otherwise stated)

NOTE 33. ACCOUNTING CLASSIFICATIONS AND FAIR VALUES (CONTINUED)

Cash, due from banks and balances with National Bank of Hungary

Due to their short term nature, the fair value of cash, amounts due from banks and balances with the National Bank of Hungary is assumed to approximate the historical cost carrying amount.

Available-for-sale financial assets

The carrying values of equity investments and other available-for-sale financial assets are provided in Note 5 to the financial statements. These are based on quoted market prices, when available. In that case when equity instruments do not have quoted market price in an active market and the variability in the range of the reasonable fair value estimates is so great and the probabilities of the various outcomes are so difficult to assess that the usefulness of a single estimate of fair value is negated, financial instruments are stated at cost.

Loans and advances to other banks and insurance companies and Loans and advances to customers

Where available the fair value of loans and advances is based on observable market transactions. Where observable market transactions are not available, fair value is estimated using valuation models, such as discounted cash-flow techniques. Input into the valuation techniques includes expected lifetime credit losses, interest rates, prepayment rates and primary origination or secondary market spreads. For collateral-dependent impaired loans, the fair value is measured based on the value of underlying collateral. To improve the accuracy of the valuation estimate homogeneous loans are grouped into portfolios with similar characteristics such as maturity, quality of collateral, product and borrower type.

The table above contains two fair value measures for “Loans and advances to other banks and insurance companies” and for “Loans and advances to customers”.

- In the first column the Bank calculated fair value as net present value of future cash-flows that contain future cash-flows from interest compensation system.
- In the second column the Bank calculated net present value of future cash-flows that do not contain future cash-flows from interest compensation system.

Financial assets and liabilities at fair value through profit or loss

Financial assets and liabilities at fair value through profit or loss (derivative financial instruments) are carried at their fair values in the statement of financial position. The fair value of derivative financial instruments is calculated using discounted cash flow techniques, which take into consideration assumptions based on market data.

Other assets/liabilities

The carrying amounts of other financial assets and other financial liabilities approximate their fair values.

HUNGARIAN EXPORT-IMPORT BANK PLC.

***NOTES TO THE INDIVIDUAL FINANCIAL STATEMENTS
FOR THE YEAR ENDED 31 DECEMBER 2017
(All amounts in HUF million unless otherwise stated)***

**NOTE 33. ACCOUNTING CLASSIFICATIONS AND FAIR VALUES
(CONTINUED)**

Financial liabilities valued at amortised cost

The fair value of Loans and deposits from other banks and insurance companies and Deposits from customer is calculated using discounted cash flow techniques, which take into consideration assumptions based on market data.

Debt securities issued

The bonds issued by the Bank in December 2012 and in October 2014 are traded on London Stock Exchange and on OTC markets. Fair value of these bonds is determined based on the observable market prices.

The bonds issued by the Bank in October 2013 are not actively traded. The fair value of these bonds is calculated using discounted cash flow techniques, which take into consideration assumptions based on market data.

HUNGARIAN EXPORT-IMPORT BANK PLC.

**NOTES TO THE INDIVIDUAL FINANCIAL STATEMENTS
FOR THE YEAR ENDED 31 DECEMBER 2017**

(All amounts in HUF million unless otherwise stated)

**NOTE 33. ACCOUNTING CLASSIFICATIONS AND FAIR VALUES
(CONTINUED)**

The following tables set out values of financial instruments not measured at fair value and analyse them by the level in the fair value hierarchy into which each fair value measurement is categorised.

| As at 31 December 2017 | Level 1 | Level 2 | Level 3 | Total fair values | Total carrying amount |
|--|----------------|----------------|----------------|----------------------------------|--------------------------------------|
| Cash due from banks and balances with National Bank of Hungary | - | 3,558 | - | 3,558 | 3,558 |
| Loans and advances to customers | - | - | 240,881 | 240,881 | 241,323 |
| Loans and advances to other banks and insurance companies | - | - | 600,034 | 600,034 | 588,186 |
| Other financial assets | - | 4,188 | - | 4,188 | 4,188 |
| Total | - | 7,746 | 840,915 | 848,661 | 837,255 |
| Loans and deposits from other banks | - | 341,216 | - | 341,216 | 336,064 |
| Deposits from customers | - | 9,846 | - | 9,846 | 9,874 |
| Debt securities issued | 313,057 | 126,228 | - | 439,285 | 428,129 |
| Other financial liabilities | - | 4,496 | - | 4,496 | 4,496 |
| Total | 313,057 | 481,786 | - | 794,843 | 778,563 |
| As at 31 December 2016 | Level 1 | Level 2 | Level 3 | Total fair values | Total carrying amount |
| Cash due from banks and balances with National Bank of Hungary | - | 707 | - | 707 | 707 |
| Loans and advances to customers | - | - | 253,392 | 253,392 | 243,190 |
| Loans and advances to other banks and insurance companies | - | - | 576,000 | 576,000 | 573,974 |
| Other financial assets | - | 2,738 | - | 2,738 | 2,738 |
| Total | - | 3,445 | 829,392 | 832,837 | 820,609 |
| Loans and deposits from other banks | - | 315,440 | - | 315,440 | 312,252 |
| Deposits from customers | - | 28,625 | - | 28,625 | 28,619 |
| Debt securities issued | 332,846 | 128,348 | - | 461,194 | 437,886 |
| Other financial liabilities | - | 4,098 | - | 4,098 | 4,098 |
| Total | 332,846 | 476,511 | - | 809,357 | 782,855 |

28 June 2018
Authorised for issue by


Gergely Jákli
Chief Executive Officer